
Report Comments



Included in this report:

- Summary of responses to scaled questions
- Response breakdowns
- Student comments
- Results to instructor added custom questions (if applicable)

Understanding and using student feedback:

- We have [resources](#) that can help with interpreting your teaching survey report.
- [Schedule a meeting](#) with a teaching consultant who can help you interpret your results and develop a course of action if necessary.
- In the future:
 - ◊ Discuss, teach, and model [giving meaningful feedback](#) with your students.
 - ◊ [Request a midterm survey](#) of your course and give students multiple opportunities to practice giving feedback.

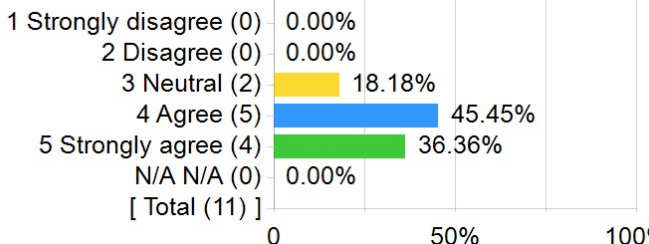
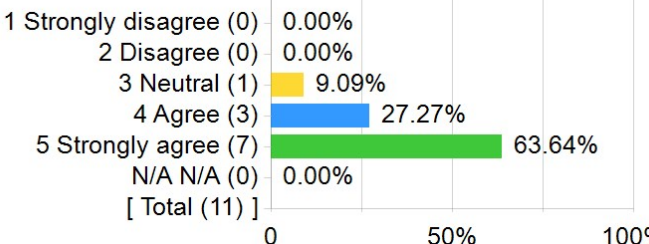
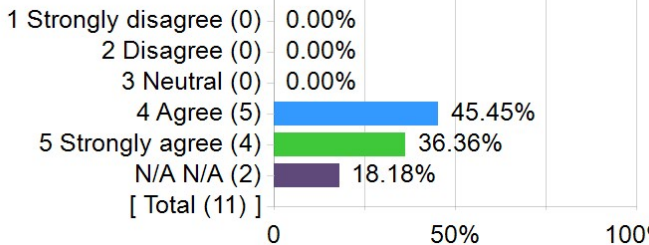
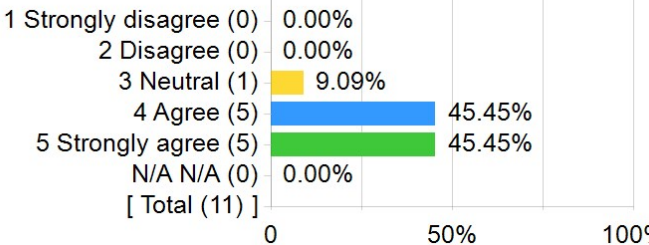
[Contact OMET](#)

Recitation Questions

Summary: 5-point scale - Strongly Disagree to Strongly Agree

Question	Results		
	Response Count	Mean	Standard Deviation
The recitation instructor was prepared for recitation.	11	4.18	0.75
The recitation instructor used appropriate examples to clarify difficult concepts.	11	4.55	0.69
The recitation instructor was available to me (in-person, electronically, or both). If there is no basis to judge or not applicable, answer N/A.	9	4.44	0.53
The recitation enhanced my understanding of the class material.	11	4.36	0.67

Detailed Responses

<p>1. The recitation instructor was prepared for recitation.</p>	<p>2. The recitation instructor used appropriate examples to clarify difficult concepts.</p>																																
																																	
<table border="1"> <thead> <tr> <th>Statistics</th><th>Value</th></tr> </thead> <tbody> <tr> <td>Invited Count</td><td>25</td></tr> <tr> <td>Response Count</td><td>11</td></tr> <tr> <td>Response Ratio</td><td>44.00%</td></tr> <tr> <td>Mean</td><td>4.18</td></tr> <tr> <td>Median</td><td>4.00</td></tr> <tr> <td>Mode</td><td>4</td></tr> <tr> <td>Standard Deviation</td><td>0.75</td></tr> </tbody> </table>	Statistics	Value	Invited Count	25	Response Count	11	Response Ratio	44.00%	Mean	4.18	Median	4.00	Mode	4	Standard Deviation	0.75	<table border="1"> <thead> <tr> <th>Statistics</th><th>Value</th></tr> </thead> <tbody> <tr> <td>Invited Count</td><td>25</td></tr> <tr> <td>Response Count</td><td>11</td></tr> <tr> <td>Response Ratio</td><td>44.00%</td></tr> <tr> <td>Mean</td><td>4.55</td></tr> <tr> <td>Median</td><td>5.00</td></tr> <tr> <td>Mode</td><td>5</td></tr> <tr> <td>Standard Deviation</td><td>0.69</td></tr> </tbody> </table>	Statistics	Value	Invited Count	25	Response Count	11	Response Ratio	44.00%	Mean	4.55	Median	5.00	Mode	5	Standard Deviation	0.69
Statistics	Value																																
Invited Count	25																																
Response Count	11																																
Response Ratio	44.00%																																
Mean	4.18																																
Median	4.00																																
Mode	4																																
Standard Deviation	0.75																																
Statistics	Value																																
Invited Count	25																																
Response Count	11																																
Response Ratio	44.00%																																
Mean	4.55																																
Median	5.00																																
Mode	5																																
Standard Deviation	0.69																																
<p>3. The recitation instructor was available to me (in-person, electronically, or both). If there is no basis to judge or not applicable, answer N/A.</p>	<p>4. The recitation enhanced my understanding of the class material.</p>																																
																																	
<table border="1"> <thead> <tr> <th>Statistics</th><th>Value</th></tr> </thead> <tbody> <tr> <td>Invited Count</td><td>25</td></tr> <tr> <td>Response Count</td><td>11</td></tr> <tr> <td>Response Ratio</td><td>44.00%</td></tr> <tr> <td>Mean</td><td>4.44</td></tr> <tr> <td>Median</td><td>4.00</td></tr> <tr> <td>Mode</td><td>4</td></tr> <tr> <td>Standard Deviation</td><td>0.53</td></tr> </tbody> </table>	Statistics	Value	Invited Count	25	Response Count	11	Response Ratio	44.00%	Mean	4.44	Median	4.00	Mode	4	Standard Deviation	0.53	<table border="1"> <thead> <tr> <th>Statistics</th><th>Value</th></tr> </thead> <tbody> <tr> <td>Invited Count</td><td>25</td></tr> <tr> <td>Response Count</td><td>11</td></tr> <tr> <td>Response Ratio</td><td>44.00%</td></tr> <tr> <td>Mean</td><td>4.36</td></tr> <tr> <td>Median</td><td>4.00</td></tr> <tr> <td>Mode</td><td>4, 5</td></tr> <tr> <td>Standard Deviation</td><td>0.67</td></tr> </tbody> </table>	Statistics	Value	Invited Count	25	Response Count	11	Response Ratio	44.00%	Mean	4.36	Median	4.00	Mode	4, 5	Standard Deviation	0.67
Statistics	Value																																
Invited Count	25																																
Response Count	11																																
Response Ratio	44.00%																																
Mean	4.44																																
Median	4.00																																
Mode	4																																
Standard Deviation	0.53																																
Statistics	Value																																
Invited Count	25																																
Response Count	11																																
Response Ratio	44.00%																																
Mean	4.36																																
Median	4.00																																
Mode	4, 5																																
Standard Deviation	0.67																																

Comments

What did you like best about the recitation instruction?

Comments
Abhi was great! He was always super understanding and enthused to help us prepare for a quiz or an exam. He was brilliant when it came to dumbing down more difficult subjects and helping us to build upon it. I really liked how goofy and sincere he was throughout this whole semester, he made me want to continue showing up and helped to maintain my love of math even when I questioned why I was still continuing to take it. Overall, 12/10 person and instructor.
Abhi is very kind and understanding. I can tell he wants us to really understand the material.
My instructor did a very good job at providing easy to understand examples that made the course material make sense. They also answered questions with detailed explanation every time which really helped to further my understanding in the course.
He provided very good examples and went slower than the teacher.
I loved how he joked with us while still keeping us on task
I thought he was down to earth and understand what subjects the students would have trouble with, and was able to clarify topics effectively.
Examples in recitation translated very well to quiz material. Recitation highlighted key points from lecture.
He understood the topics and went over specific problems that helped my understanding.
I liked that he reviewed material before every quiz.

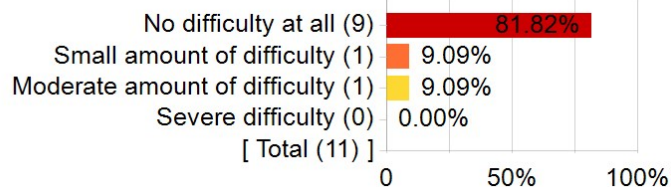
If you were running this recitation, what would you do differently?

Comments
Literally nothing, I think Abhi did an excellent job helping my class through the course.
Nothing
If I were running the course I can't say I would do much differently. He was a great instructor and provided clear information for us each week.
Nothing.
Relax, you were a really good TA, and you know your stuff, no need to be nervous
A better recitation room (I know my TA had nothing to do with this, but most of the nationality rooms in the cathedral are inappropriate for a math class).
Be more on time and organized. Be more engaging and have clearer examples.
I wouldn't change anything
I would teach it more as if it were class instead of just a study session.

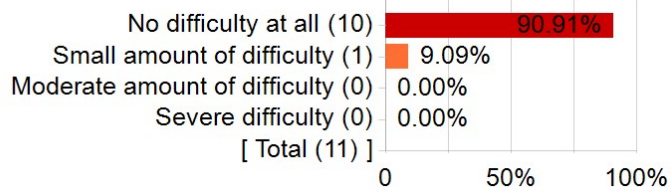
Math Recitation Additional Items

Please answer the following questions about your recitation instructor:

1. Did you experience difficulty in comprehending your recitation instructor's spoken language in recitation?

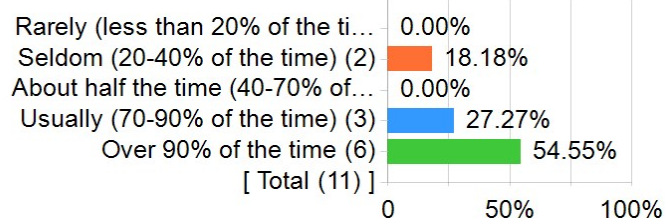


2. Did your recitation instructor experience difficulty in comprehending the questions that were asked by students in recitation?



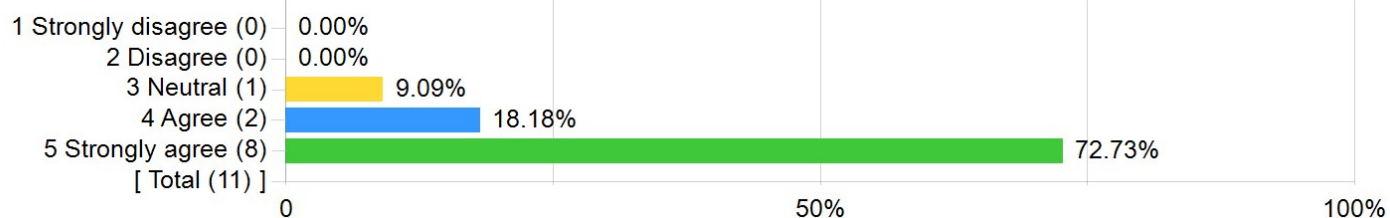
The recitation instructor arrived for recitation on time.

The recitation instructor arrived for recitation on time.



Diversity and Inclusion

The instructor creates an inclusive learning environment for all students.



Statistics	Value
Invited Count	25
Response Count	11
Response Ratio	44.00%
Mean	4.64
Median	5.00
Mode	5
Standard Deviation	0.67