

2247 - Teaching Survey Summer 2024

Summer 2024 - Abhiram Kumar MATH 0031 - ALGEBRA - 1200 - Lecture



Created Friday, August 16, 2024



Courses Audience: 6
Responses Received: 5
Response Rate: 83.33%

Report Comments



Included in this report:

- Summary of responses to scaled questions
- Response breakdowns
- Student comments
- Results to instructor added custom questions (if applicable)

Understanding and using student feedback:

- We have [resources](#) to help you interpret and use results including our [faculty worksheet](#) with guided prompts and space to record summaries of feedback, actions, and outcomes.
- Members of our [Pedagogy, Practice, & Assessment](#) team are available for consultations and can help with:
 - Interpreting OMET results and developing a course of action if necessary.
 - Exploring various methods of assessment to improve teaching.
- In the future:
 - Discuss, teach, and model [giving meaningful feedback](#) with your students and give them multiple opportunities to practice giving feedback.
 - Gather important information about students at the beginning of the term by giving a [pre-course survey](#).
 - Check in with students half way through the term by giving a [midterm course survey](#).
- The [Teaching Center](#) offers multiple resources to support teaching and learning.

Office of Measurement and Evaluation of Teaching (OMET)

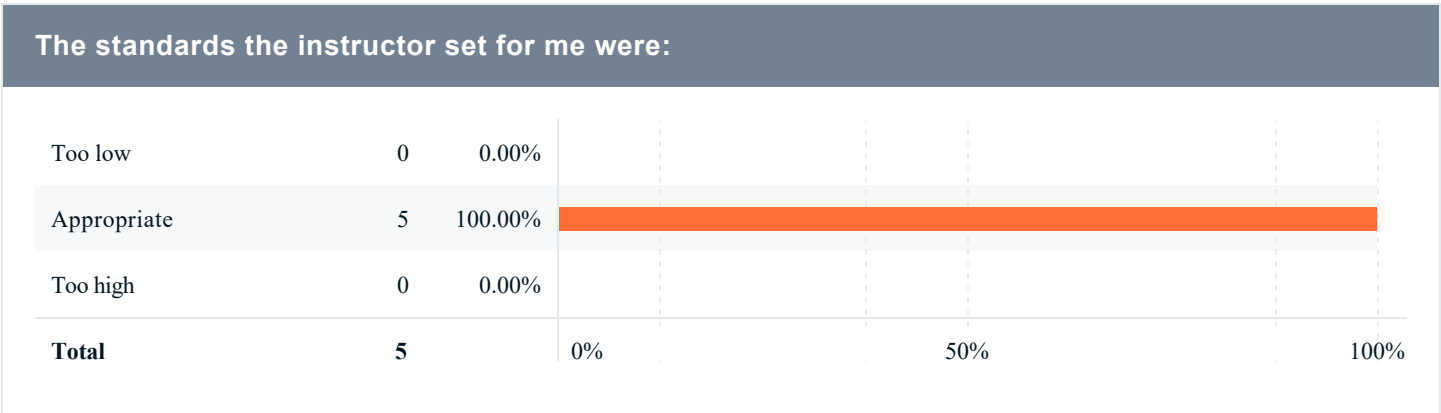
[Contact us](#)

Dietrich School of Arts and Sciences Questions

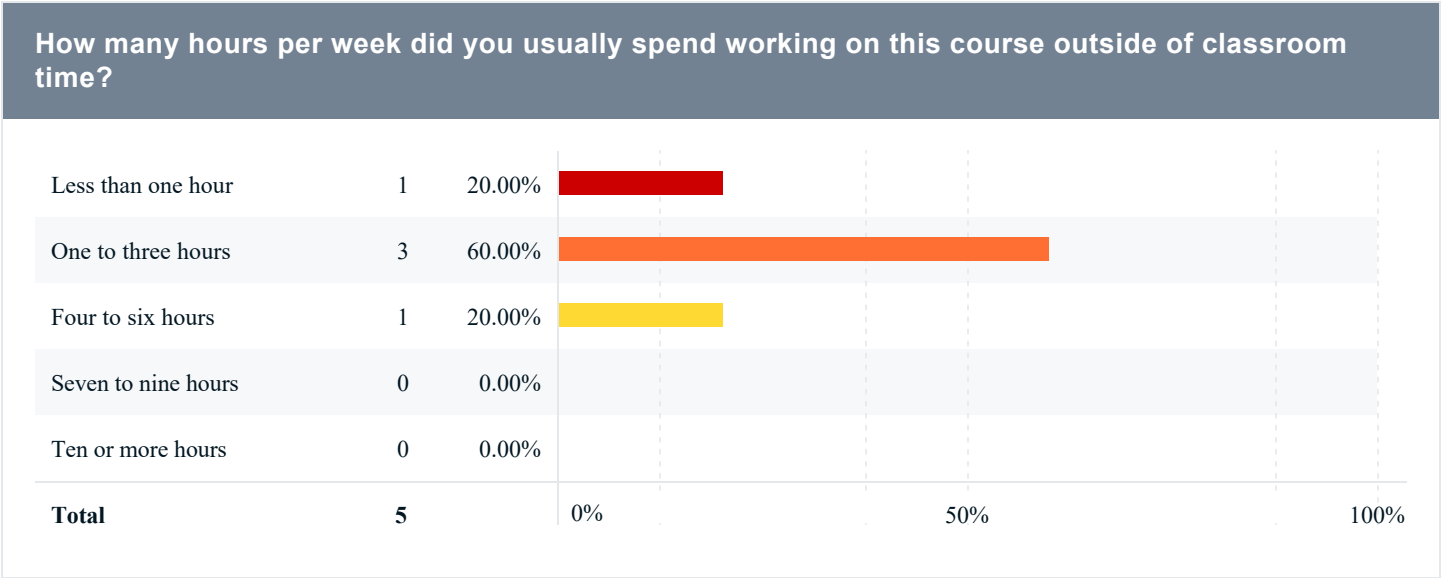
Summary table

	Invited Count	Response Count	Response Rate	Mean	Median	Mode	SD
The instructor created an atmosphere that kept me engaged in course content.	6	5	83.33%	4.40	4.00	4	0.55
The instructor was prepared for class.	6	5	83.33%	4.60	5.00	5	0.55
The instructor treated students with respect.	6	5	83.33%	4.80	5.00	5	0.45
The instructor was available to me (in-person, electronically, or both).	6	5	83.33%	4.40	5.00	5	0.89
The instructor evaluated my work fairly.	6	5	83.33%	4.60	5.00	5	0.55
The instructor provided feedback that was helpful to me.	6	5	83.33%	4.60	5.00	5	0.55
I learned a lot from this course. If there is no basis to judge or not applicable, answer N/A.	6	5	83.33%	4.40	4.00	4	0.55
Overall of All Questions	42	35	83.33%	4.54	-	-	0.60

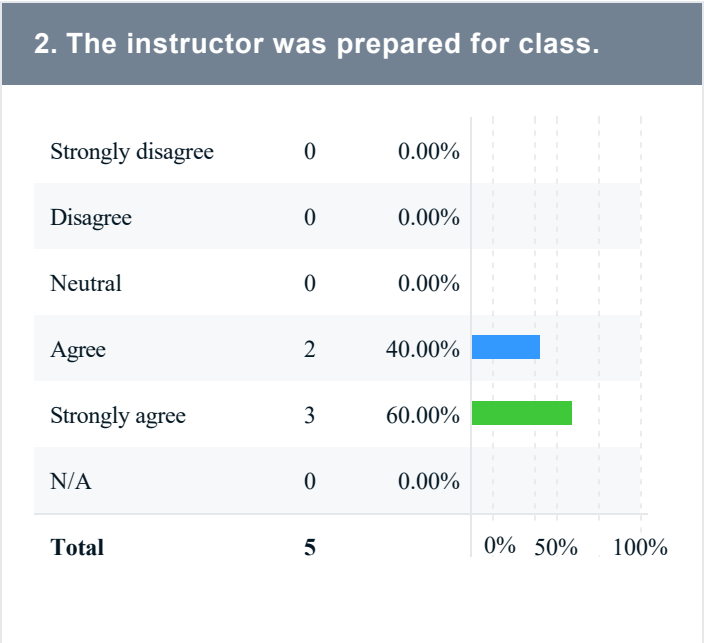
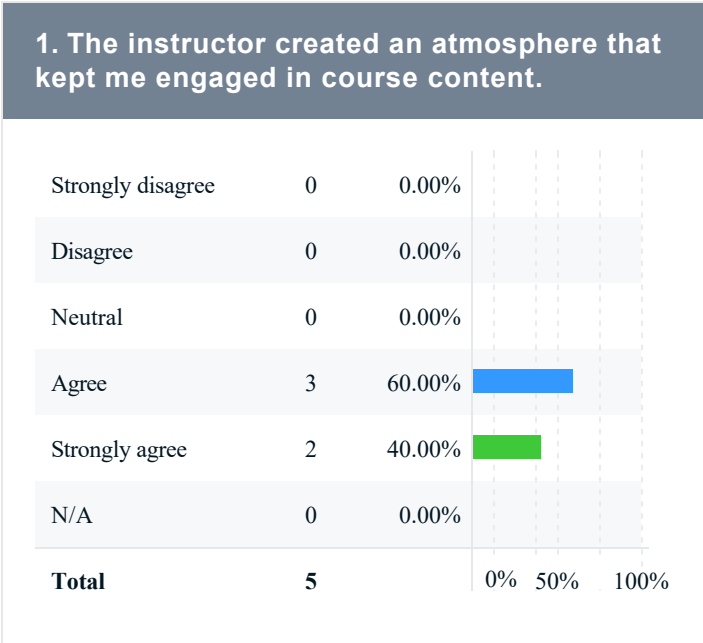
The standards the instructor set for me were:



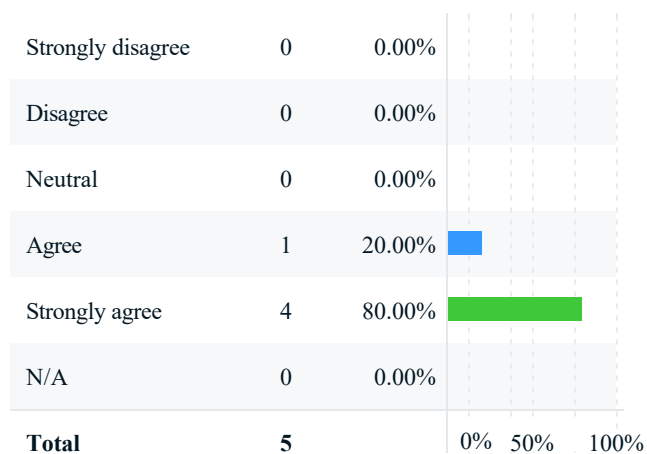
How many hours per week did you usually spend working on this course outside of classroom time?



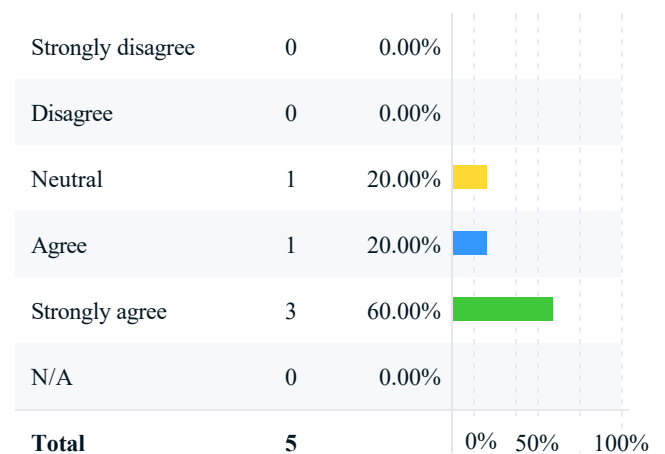
Response breakdown



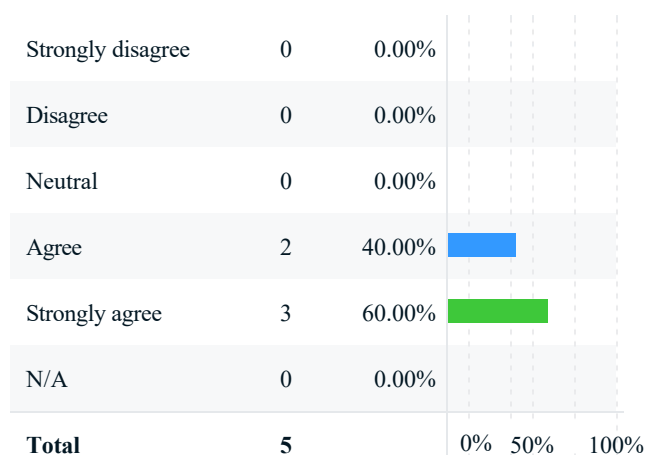
3. The instructor treated students with respect.



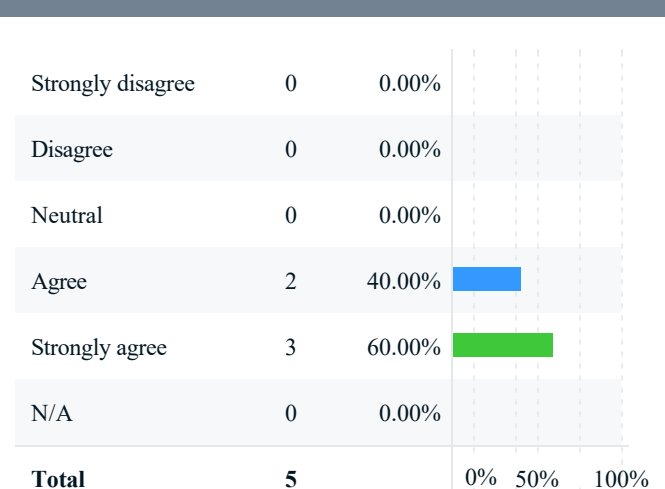
4. The instructor was available to me (in-person, electronically, or both).



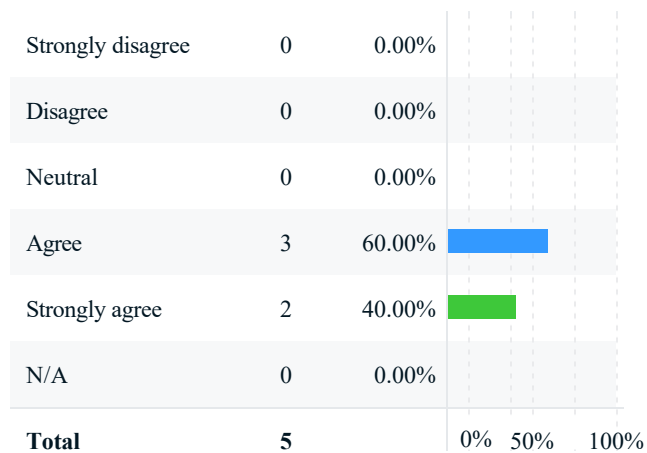
5. The instructor evaluated my work fairly.



6. The instructor provided feedback that was helpful to me.



7. I learned a lot from this course. If there is no basis to judge or not applicable, answer N/A.



DSAS Comments

What did you like best about how the course was taught?

Comments
I appreciated how the instructor went into depth when teaching and made sure everyone understood.
Ahbi was very organized and sure to explain every bit of the material.
Lectures were taught in a comprehensive manner. Professor provided clear explanations
I liked the pacing of the class it was easy to keep up with which is good.
The instructor took time to break down the formulas to help us better understand the subject.

If you were teaching this course, what would you do differently?

Comments
Communicate with the TA more.
This is insane coming from me, but a bit more homework. Specifically since we have recitation to work on it. Having a greater breadth of material on the homework I think would be beneficial.
Add a question to homeworks and have non- mandatory practice available (like review/mock quizzes).
I don't know if there is anything I would do differently.
N/A

Math TA/TF Additional Items

Please answer the following questions about your instructor:

1. Did you experience difficulty in comprehending your lecture instructor's spoken language in class?

No difficulty a...	5	100.00%	<div><div></div></div>
Small amount o...	0	0.00%	<div><div></div></div>
Moderate amo...	0	0.00%	<div><div></div></div>
Severe difficulty	0	0.00%	<div><div></div></div>
Total	5		0% 50% 100%

2. Did your lecture instructor experience difficulty in comprehending the questions that were asked by students in class?

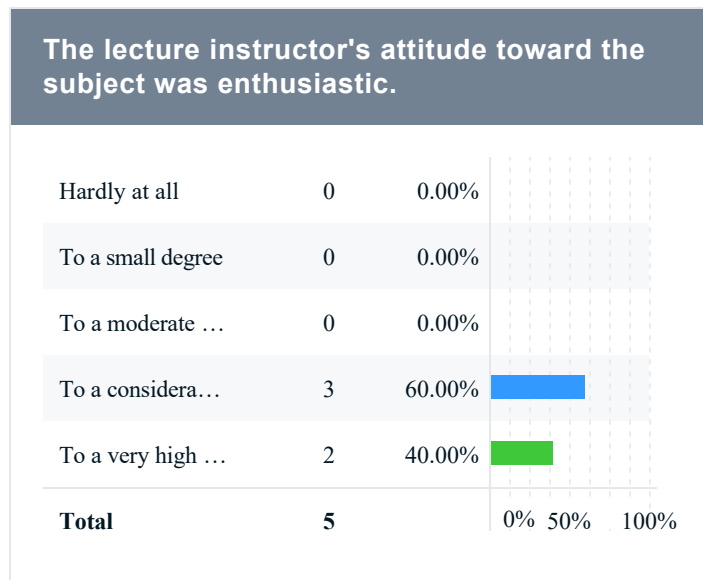
No difficulty a...	5	100.00%	<div><div></div></div>
Small amount o...	0	0.00%	<div><div></div></div>
Moderate amo...	0	0.00%	<div><div></div></div>
Severe difficulty	0	0.00%	<div><div></div></div>
Total	5		0% 50% 100%

The lecture instructor's writing on the chalkboard was legible.

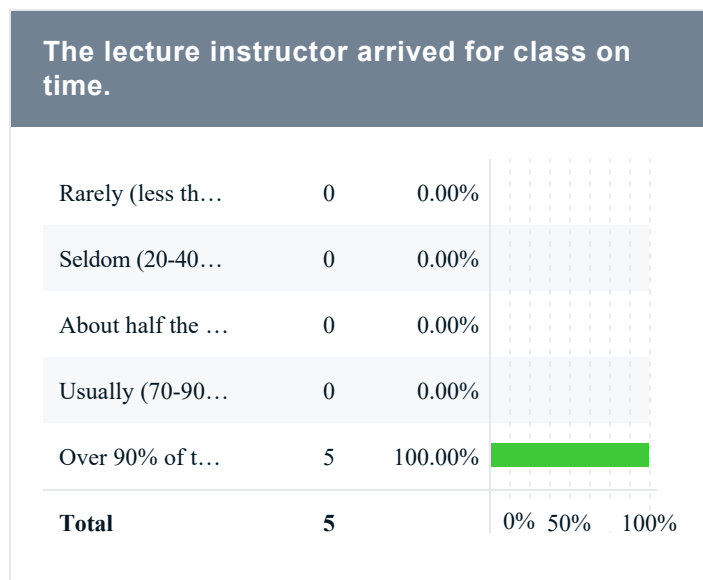
The lecture instructor's writing on the chalkboard was legible.

Seldom	0	0.00%	<div><div></div></div>
Sometimes	0	0.00%	<div><div></div></div>
About half the ...	0	0.00%	<div><div></div></div>
Usually	0	0.00%	<div><div></div></div>
Always	5	100.00%	<div><div></div></div>
Total	5		0% 50% 100%

The lecture instructor's attitude toward the subject was enthusiastic.

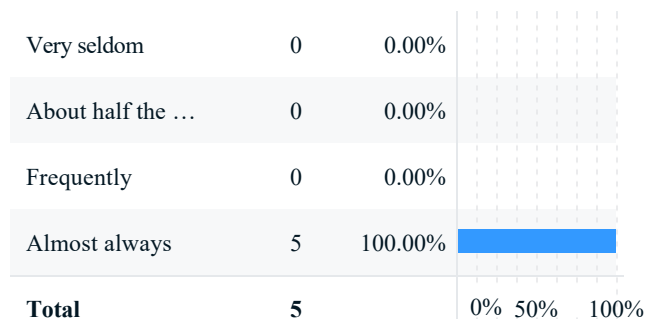


The lecture instructor arrived for class on time.

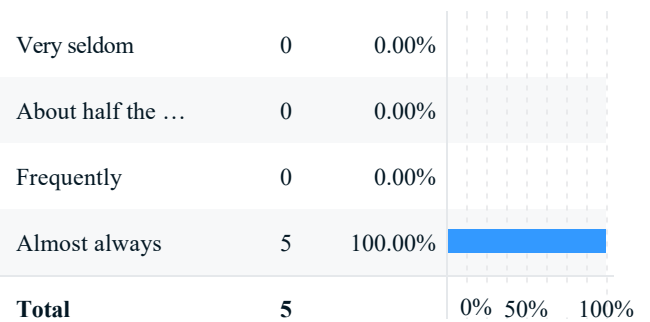


Please answer the following questions about your instructor:

1. The lecture instructor provided the opportunity for questions.

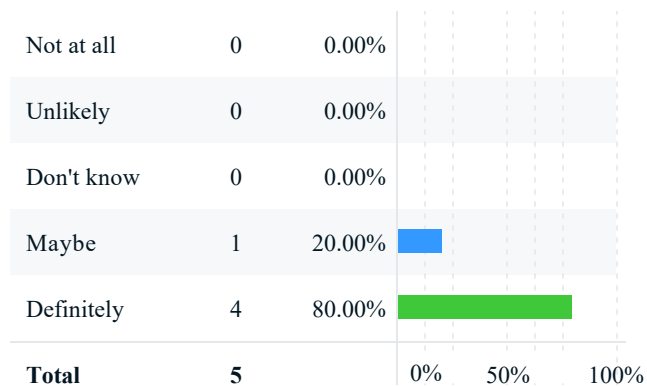


2. Helpful answers were given to questions raised in class.



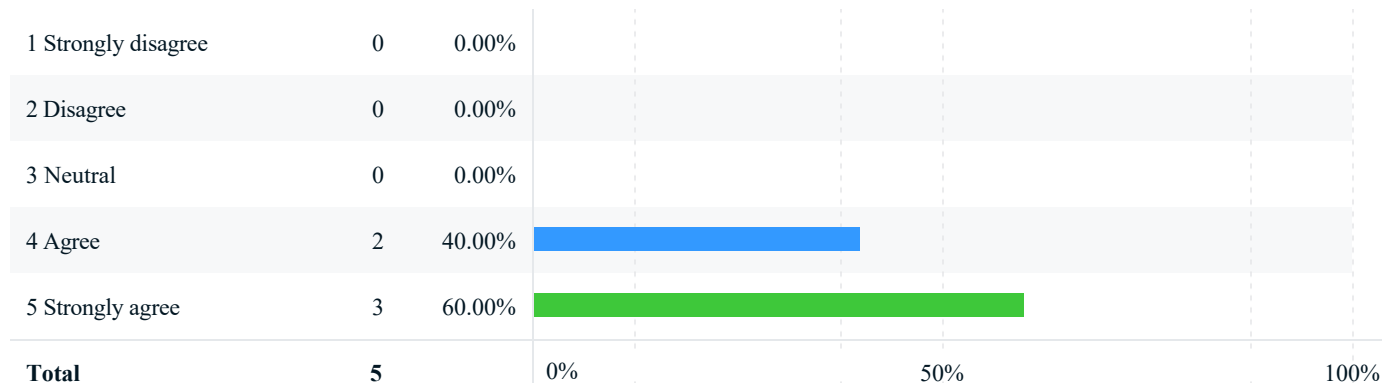
Would you recommend this lecture instructor to a friend taking this course?

Would you recommend this lecture instructor to a friend taking this course?



Diversity and Inclusion

The instructor creates an inclusive learning environment for all students.



Statistics	Value
Invited Count	6
Response Count	5
Response Ratio	83.33%
Mean	4.60
Median	5.00
Mode	5
Standard Deviation	0.55