

2257 - Teaching Survey Summer 2025

Summer 2025 - Abhiram Kumar MATH 0280 - INTRO TO MATRICES & LINEAR ALG - 1010 - Lecture



Created Friday, August 22, 2025



Courses Audience: 12
Responses Received: 6
Response Rate: 50.0%

Report Comments



Included in this report:

- Summary of responses to scaled questions
- Response breakdowns
- Student comments
- Results to instructor added custom questions (if applicable)

Understanding and using student feedback:

- We have [resources](#) to help you interpret and use results including our [faculty worksheet](#) with guided prompts and space to record summaries of feedback, actions, and outcomes.
- Members of our [Pedagogy, Practice, & Assessment](#) team are available for consultations and can help with:
 - Interpreting OMET results and developing a course of action if necessary.
 - Exploring various methods of assessment to improve teaching.
- In the future:
 - Discuss, teach, and model [giving meaningful feedback](#) with your students and give them multiple opportunities to practice giving feedback.
 - Gather important information about students at the beginning of the term by giving a [pre-course survey](#).
 - Check in with students half way through the term by giving a [midterm course survey](#).
- The [Teaching Center](#) offers multiple resources to support teaching and learning.

Office of Measurement and Evaluation of Teaching (OMET)

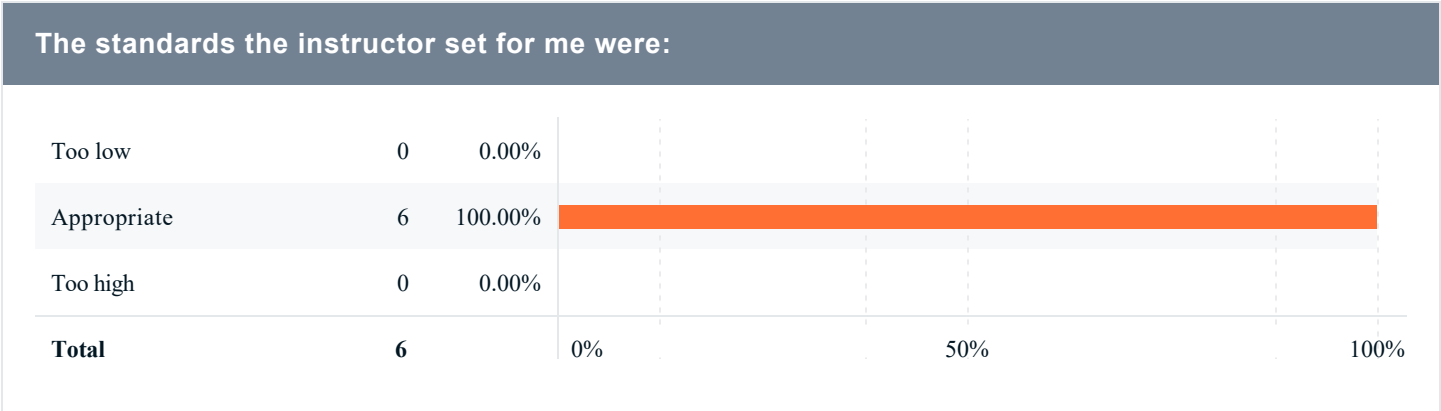
[Contact us](#)

Dietrich School of Arts and Sciences Questions

Summary table

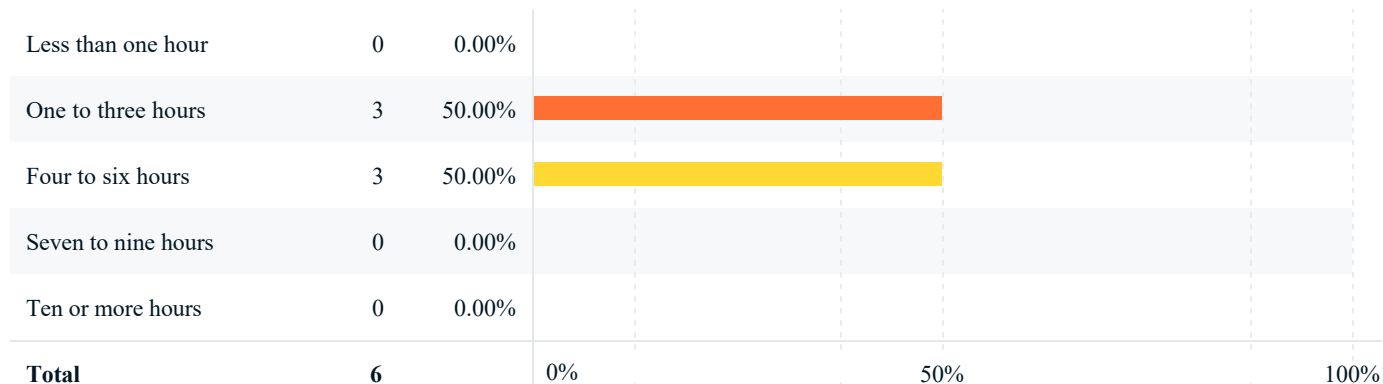
	Invited Count	Response Count	Response Rate	Mean	Median	Mode	SD
The instructor created an atmosphere that kept me engaged in course content.	12	6	50.00%	4.17	4.50	5	1.17
The instructor was prepared for class.	12	6	50.00%	4.83	5.00	5	0.41
The instructor treated students with respect.	12	6	50.00%	4.83	5.00	5	0.41
The instructor was available to me (in-person, electronically, or both).	12	5	41.67%	4.80	5.00	5	0.45
The instructor evaluated my work fairly.	12	6	50.00%	4.83	5.00	5	0.41
The instructor provided feedback that was helpful to me.	12	6	50.00%	4.50	4.50	4,5	0.55
I learned a lot from this course. If there is no basis to judge or not applicable, answer N/A.	12	6	50.00%	4.33	4.00	4	0.52
Overall of All Questions	84	41	48.81%	4.61	-	-	0.62

The standards the instructor set for me were:



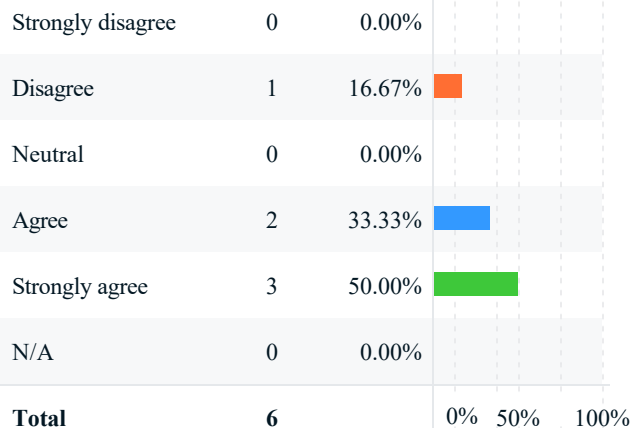
How many hours per week did you usually spend working on this course outside of classroom time?

How many hours per week did you usually spend working on this course outside of classroom time?

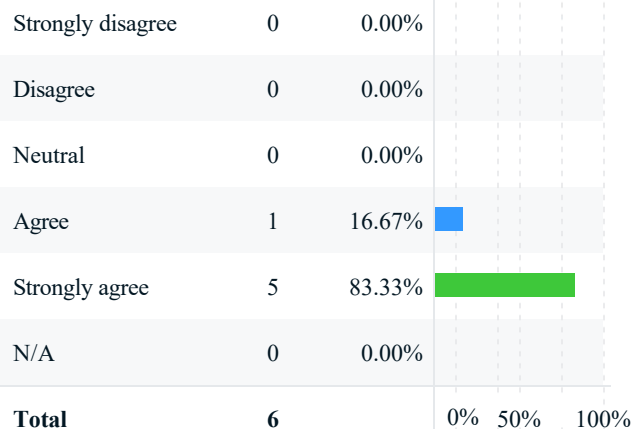


Response breakdown

1. The instructor created an atmosphere that kept me engaged in course content.



2. The instructor was prepared for class.



3. The instructor treated students with respect.

Strongly disagree	0	0.00%	
Disagree	0	0.00%	
Neutral	0	0.00%	
Agree	1	16.67%	<div></div>
Strongly agree	5	83.33%	<div></div>
N/A	0	0.00%	
Total	6		0% 50% 100%

4. The instructor was available to me (in-person, electronically, or both).

Strongly disagree	0	0.00%	
Disagree	0	0.00%	
Neutral	0	0.00%	
Agree	1	16.67%	<div></div>
Strongly agree	4	66.67%	<div></div>
N/A	1	16.67%	<div></div>
Total	6		0% 50% 100%

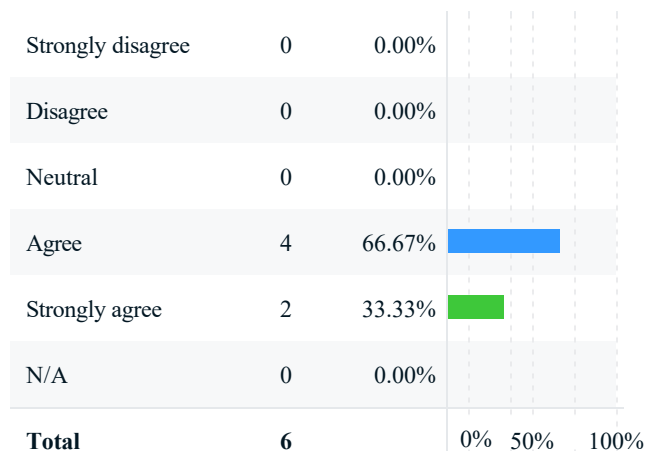
5. The instructor evaluated my work fairly.

Strongly disagree	0	0.00%	
Disagree	0	0.00%	
Neutral	0	0.00%	
Agree	1	16.67%	<div></div>
Strongly agree	5	83.33%	<div></div>
N/A	0	0.00%	
Total	6		0% 50% 100%

6. The instructor provided feedback that was helpful to me.

Strongly disagree	0	0.00%	
Disagree	0	0.00%	
Neutral	0	0.00%	
Agree	3	50.00%	<div></div>
Strongly agree	3	50.00%	<div></div>
N/A	0	0.00%	
Total	6		0% 50% 100%

7. I learned a lot from this course. If there is no basis to judge or not applicable, answer N/A.



DSAS Comments

What did you like best about how the course was taught?

Comments

Lots of worked examples that demonstrate different cases under a specific subject matter

The proofs given were very thorough and clear

I appreciated Abhi's availability to answer questions both in-person during office hours and online via email. He was great at answering my questions and explaining them to me in a way I could understand.

The content presented was very clear and thorough.

The teaching of new material was clear and easy to understand. Difficult topics were broken down in ways that I could easily understand. The in-class example problems strongly supported by understanding of the important concepts, theorems, etc. The 1.5 hour time blocks per day were utilized in a very efficient way such that I learned a lot in a short amount of time. I imagine it would be very difficult to condense a course in Linear Algebra into just 6 weeks, but Abhi did it very well. Even though he is a grad student with presumably somewhat limited experience as an instructor, he taught this course at a level I would expect from a full tenured professor (and in some ways, better).

If you were teaching this course, what would you do differently?

Comments
I would offer more notes and/or study materials online, such as providing a loose plan of topics for each lecture or week, or providing digital copies of notes for future reference
Nothing
I would have short quizzes once a week to evaluate students' understanding. It would not only put more grades in the grade book, but allow both the student and instructor to see the student's progress throughout that week's instruction.
Offered office hours directly before or after class at least once a week.
My main feedback is that I wish there was more opportunities to learn/practice. Each homework was only 3–4 questions, so I didn't have a lot of practice with some of the other material, and often had to rely on finding practice problems online. It also would have been helpful to have some sort of supplemental material to the lecture (e.g., lecture notes pdf's). A general schedule on the syllabus of what would be covered for each day would have also been helpful so that I could review some main topics prior to class so that I didn't have to spend so much time copying everything down during class and could instead focus more on understanding the material as its being presented.

Math TA/TF Additional Items

Please answer the following questions about your instructor:

1. Did you experience difficulty in comprehending your lecture instructor's spoken language in class?

No difficulty a...	5	83.33%	<div><div></div></div>
Small amount o...	1	16.67%	<div><div></div></div>
Moderate amo...	0	0.00%	<div><div></div></div>
Severe difficulty	0	0.00%	<div><div></div></div>
Total	6		0% 50% 100%

2. Did your lecture instructor experience difficulty in comprehending the questions that were asked by students in class?

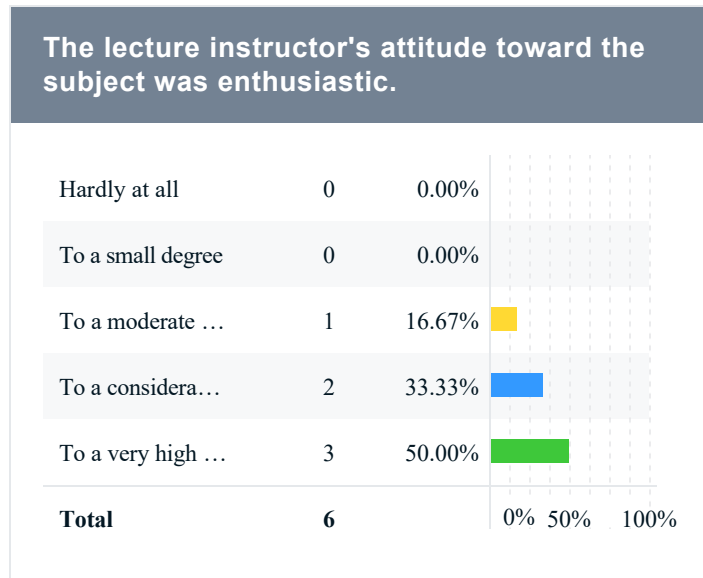
No difficulty a...	6	100.00%	<div><div></div></div>
Small amount o...	0	0.00%	<div><div></div></div>
Moderate amo...	0	0.00%	<div><div></div></div>
Severe difficulty	0	0.00%	<div><div></div></div>
Total	6		0% 50% 100%

The lecture instructor's writing on the chalkboard was legible.

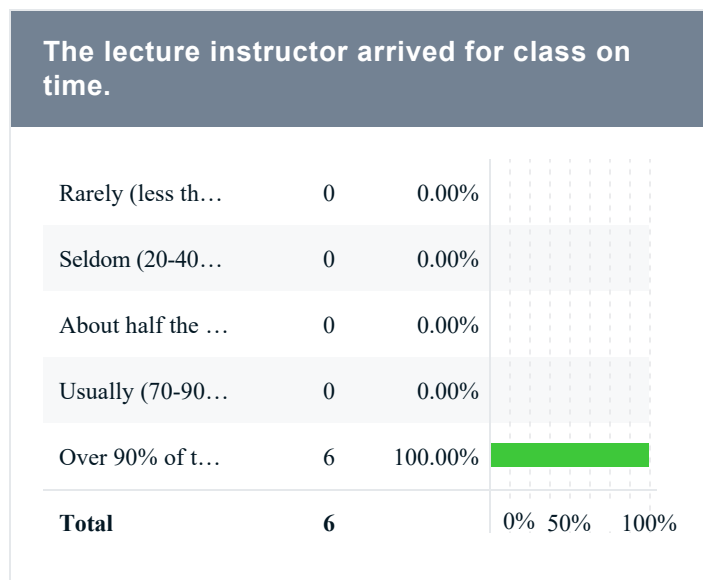
The lecture instructor's writing on the chalkboard was legible.

Seldom	0	0.00%	<div><div></div></div>
Sometimes	0	0.00%	<div><div></div></div>
About half the ...	0	0.00%	<div><div></div></div>
Usually	1	16.67%	<div><div></div></div>
Always	5	83.33%	<div><div></div></div>
Total	6		0% 50% 100%

The lecture instructor's attitude toward the subject was enthusiastic.

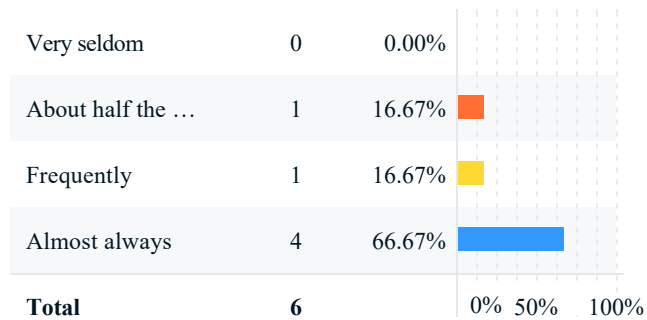


The lecture instructor arrived for class on time.



Please answer the following questions about your instructor:

1. The lecture instructor provided the opportunity for questions.

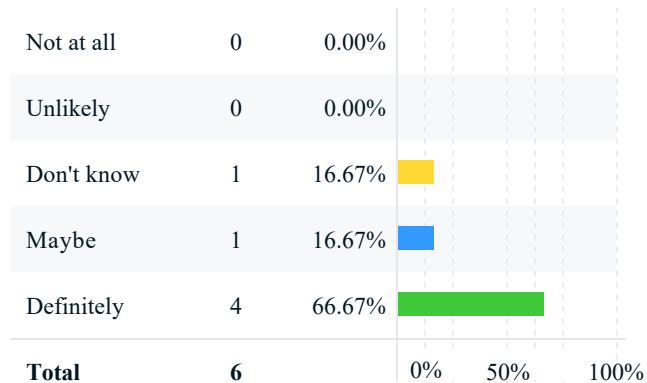


2. Helpful answers were given to questions raised in class.



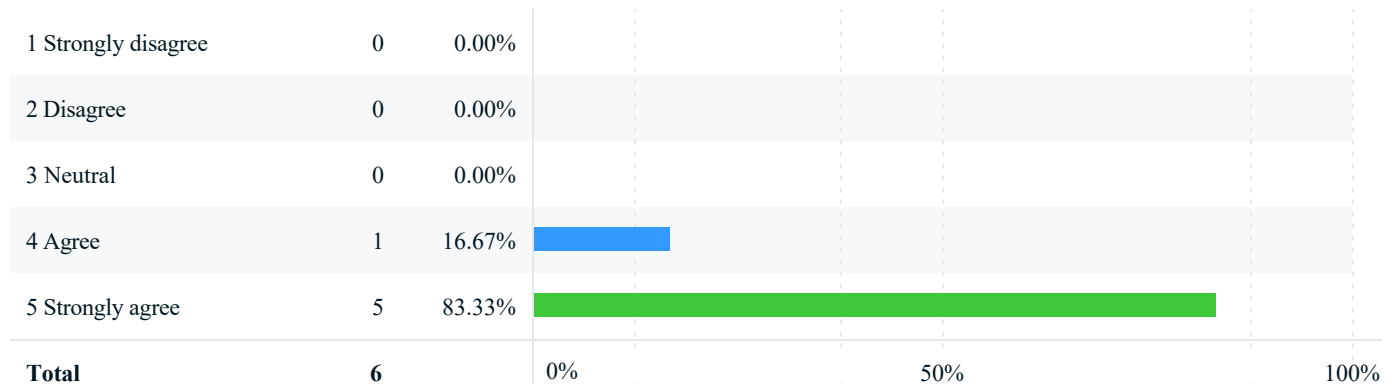
Would you recommend this lecture instructor to a friend taking this course?

Would you recommend this lecture instructor to a friend taking this course?



Diversity and Inclusion

The instructor creates an inclusive learning environment for all students.



Statistics	Value
Invited Count	12
Response Count	6
Response Ratio	50.00%
Mean	4.83
Median	5.00
Mode	5
Standard Deviation	0.41