

Project Title: **2231 - Teaching Survey Fall 2022**

Courses Audience: **9**

Responses Received: **2**

Response Rate: **22.22%**

---

## Report Comments



### Included in this report:

- Summary of responses to scaled questions
- Response breakdowns
- Student comments
- Results to instructor added custom questions (if applicable)

### Understanding and using student feedback:

- We have [resources](#) that can help with interpreting your teaching survey report.
- [Schedule a meeting](#) with a teaching consultant who can help you interpret your results and develop a course of action if necessary.
- In the future:
  - ◊ Discuss, teach, and model [giving meaningful feedback](#) with your students.
  - ◊ [Request a midterm survey](#) of your course and give students multiple opportunities to practice giving feedback.

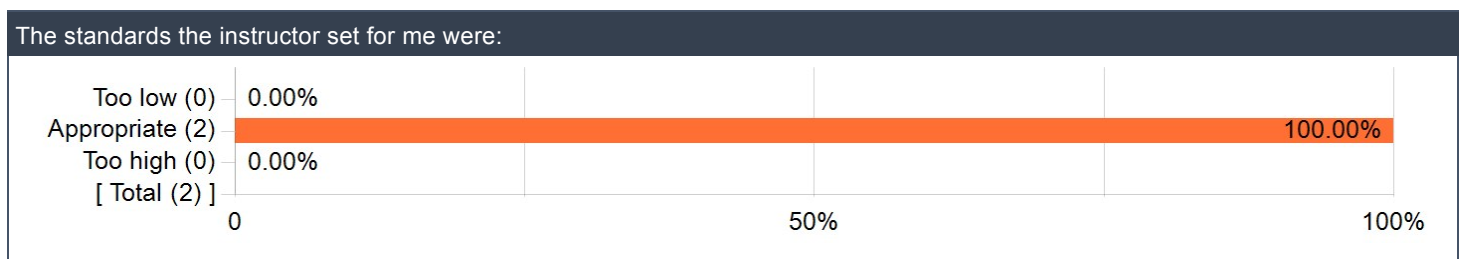
[Contact OMET](#)

## Dietrich School of Arts and Sciences Questions

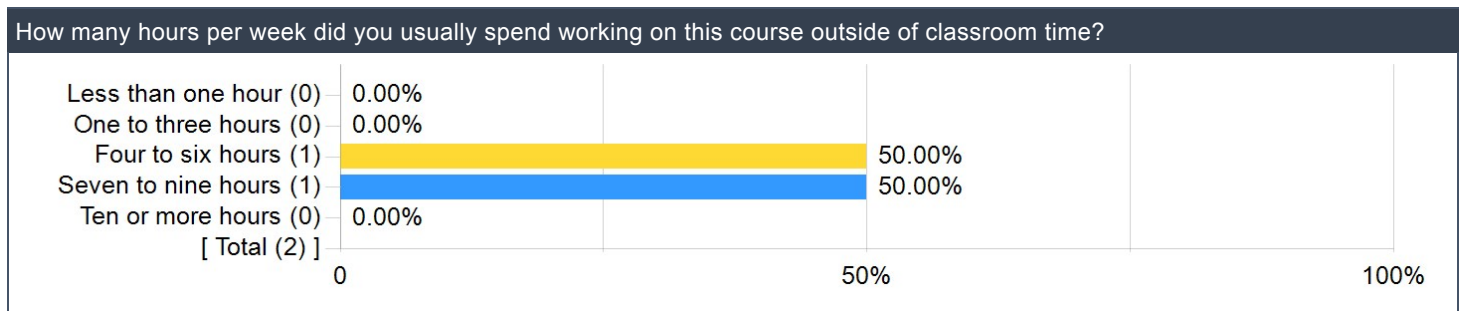
### Summary table

	Invited Count	Response Count	Response Rate	Mean	Median	Mode	SD
The instructor created an atmosphere that kept me engaged in course content.	9	2	22.22%	4.50	4.50	4,5	0.71
The instructor was prepared for class.	9	2	22.22%	4.50	4.50	4,5	0.71
The instructor treated students with respect.	9	2	22.22%	4.50	4.50	4,5	0.71
The instructor was available to me (in-person, electronically, or both).	9	2	22.22%	4.50	4.50	4,5	0.71
The instructor evaluated my work fairly.	9	2	22.22%	4.50	4.50	4,5	0.71
The instructor provided feedback that was helpful to me.	9	2	22.22%	4.50	4.50	4,5	0.71
I learned a lot from this course. If there is no basis to judge or not applicable, answer N/A.	9	2	22.22%	4.50	4.50	4,5	0.71
Overall of All Questions	63	14	22.22%	4.50	-	-	-

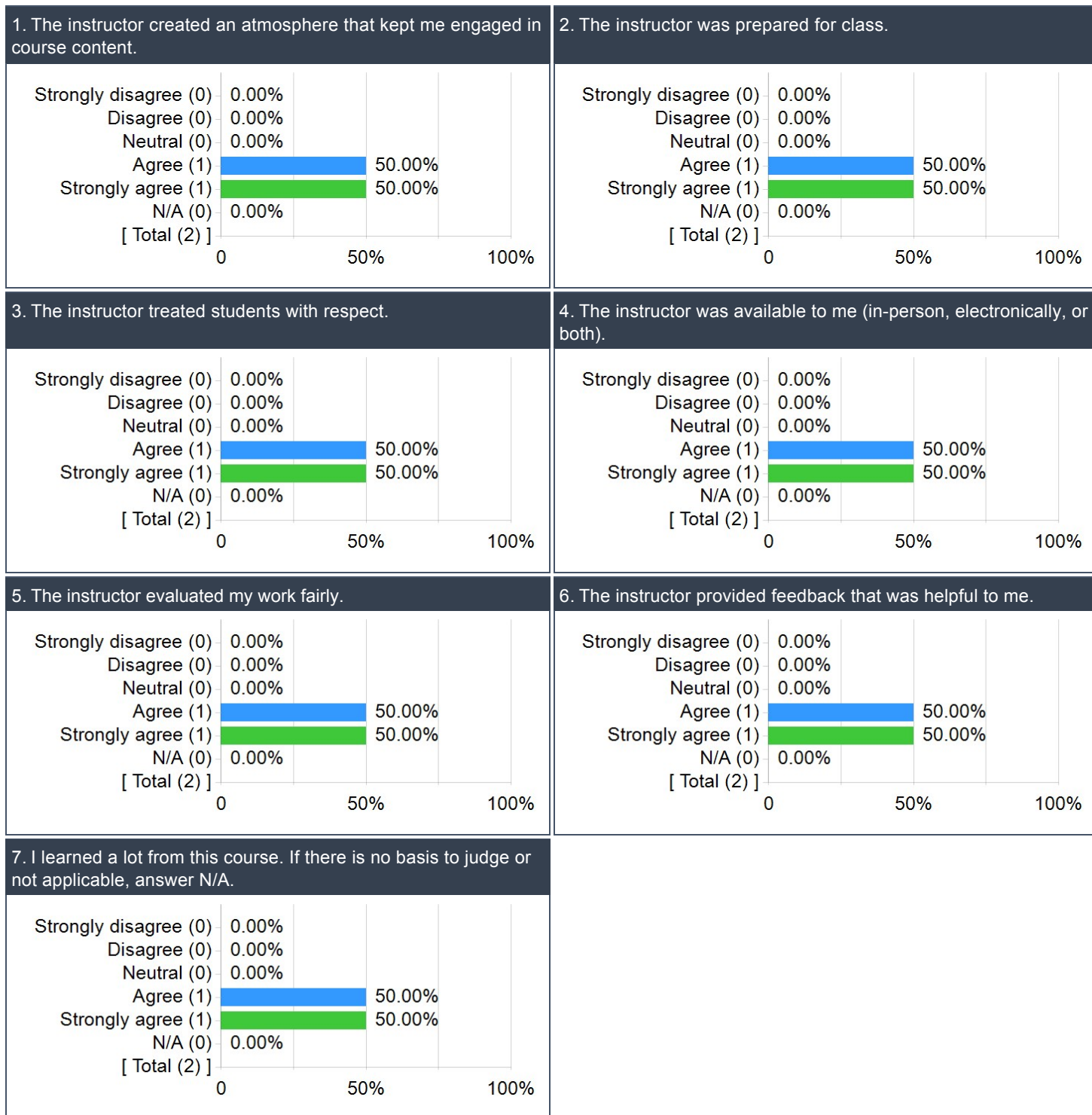
### The standards the instructor set for me were:



### How many hours per week did you usually spend working on this course outside of classroom time?



## Response breakdown



## DSAS Comments

### What did you like best about how the course was taught?

Comments
I really loved that we could explore random topic in combinatorics and the professor was always so willing to answer any questions we had. It made it feel like we were all collectively think which a very nice atmosphere.
Working through examples together rather than getting the information taught at lightning speed, our professor showed us the process he went through "live".

**If you were teaching this course, what would you do differently?**

**Comments**

nothing, I really enjoyed this course!

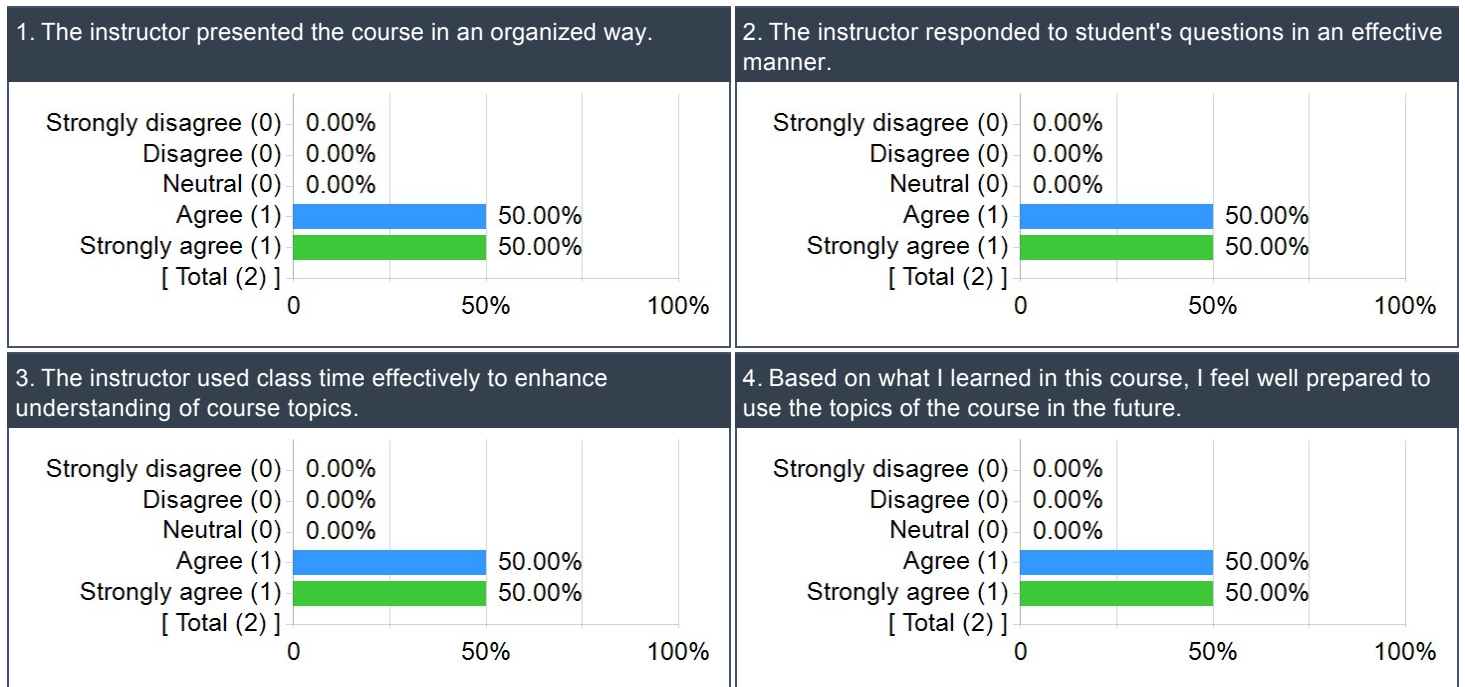
Not sure, he was pretty great

## Math Primary/Secondary Instructor Additional Items

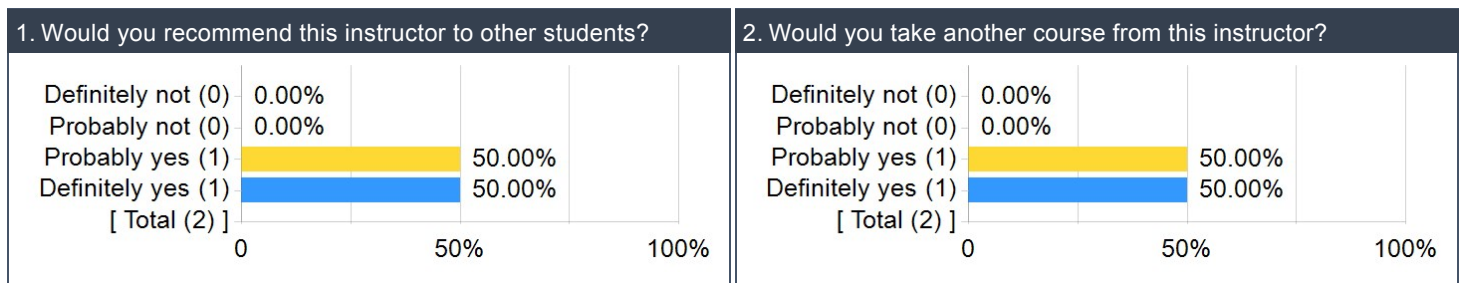
### Summary: 5-point scale - Strongly Disagree to Strongly Agree

Question	Results		
	Response Count	Mean	Standard Deviation
The instructor presented the course in an organized way.	2	4.50	0.71
The instructor responded to student's questions in an effective manner.	2	4.50	0.71
The instructor used class time effectively to enhance understanding of course topics.	2	4.50	0.71
Based on what I learned in this course, I feel well prepared to use the topics of the course in the future.	2	4.50	0.71

### Detailed Responses

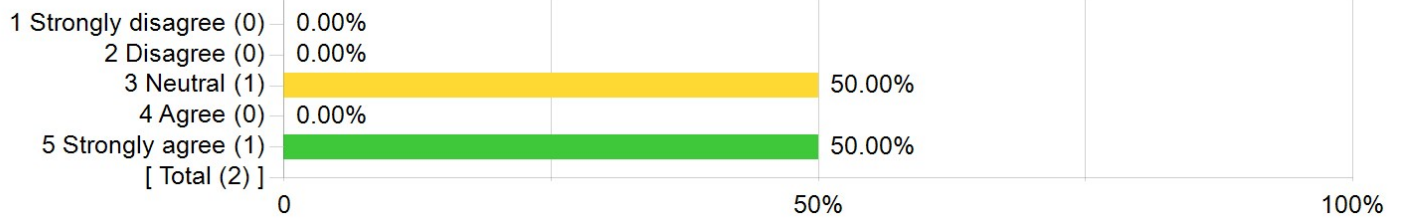


### Detailed Responses



## Diversity and Inclusion

The instructor creates an inclusive learning environment for all students.



Statistics	Value
Invited Count	9
Response Count	2
Response Ratio	22.22%
Mean	4.00
Median	4.00
Mode	3, 5
Standard Deviation	1.41