

Project Title: **2234 - Teaching Survey Spring 2023**

Courses Audience: **18**

Responses Received: **6**

Response Rate: **33.33%**

---

## Report Comments



### Included in this report:

- Summary of responses to scaled questions
- Response breakdowns
- Student comments
- Results to instructor added custom questions (if applicable)

### Understanding and using student feedback:

- We have [resources](#) that can help with interpreting your teaching survey report.
- [Schedule a meeting](#) with a teaching consultant who can help you interpret your results and develop a course of action if necessary.
- In the future:
  - ◊ Discuss, teach, and model [giving meaningful feedback](#) with your students.
  - ◊ [Request a midterm survey](#) of your course and give students multiple opportunities to practice giving feedback.

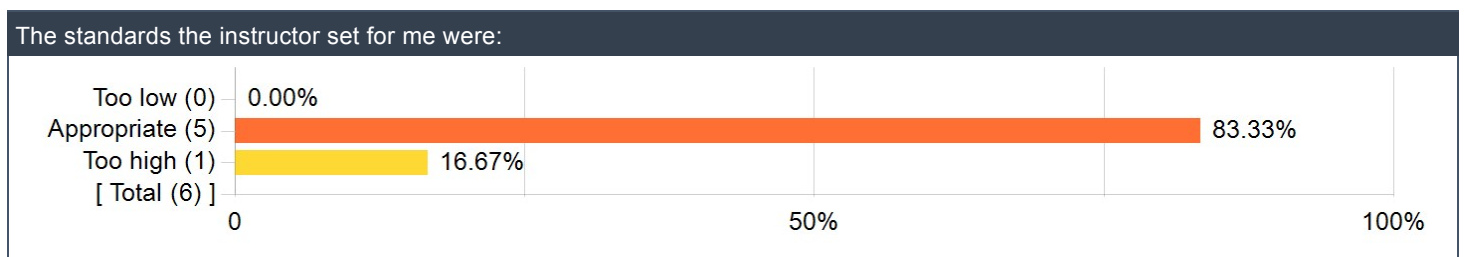
[Contact OMET](#)

## Dietrich School of Arts and Sciences Questions

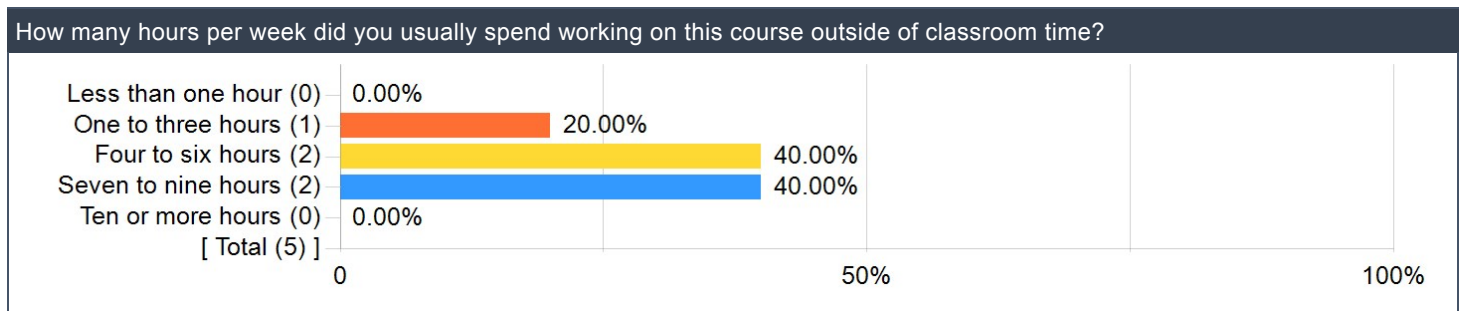
### Summary table

	Invited Count	Response Count	Response Rate	Mean	Median	Mode	SD
The instructor created an atmosphere that kept me engaged in course content.	18	6	33.33%	4.67	5.00	5	0.52
The instructor was prepared for class.	18	6	33.33%	4.67	5.00	5	0.52
The instructor treated students with respect.	18	6	33.33%	4.67	5.00	5	0.52
The instructor was available to me (in-person, electronically, or both).	18	6	33.33%	4.67	5.00	5	0.52
The instructor evaluated my work fairly.	18	6	33.33%	4.67	5.00	5	0.52
The instructor provided feedback that was helpful to me.	18	6	33.33%	4.67	5.00	5	0.52
I learned a lot from this course. If there is no basis to judge or not applicable, answer N/A.	18	6	33.33%	4.50	4.50	4,5	0.55
Overall of All Questions	126	42	33.33%	4.64	-	-	-

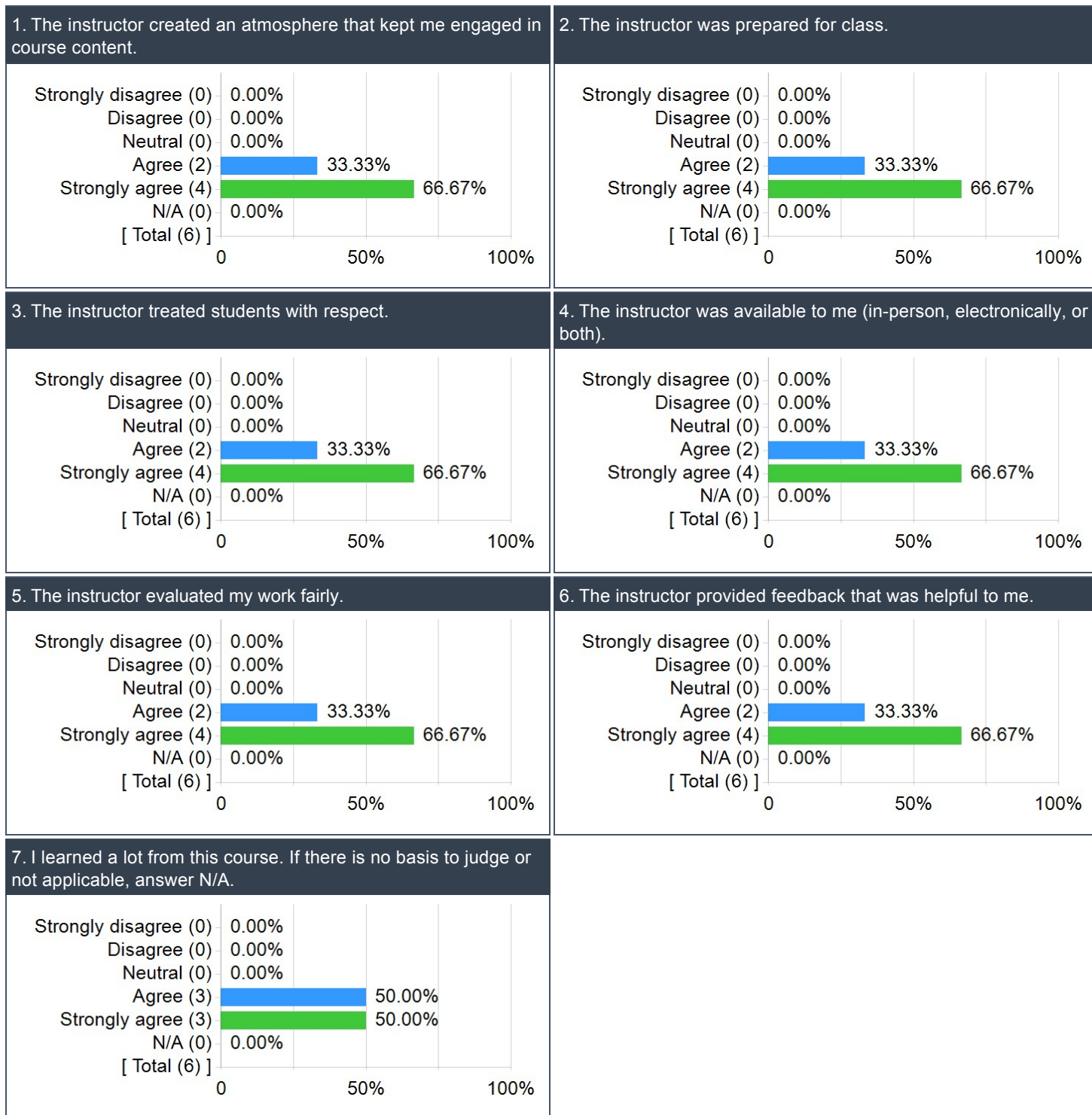
### The standards the instructor set for me were:



### How many hours per week did you usually spend working on this course outside of classroom time?



## Response breakdown



## DSAS Comments

### What did you like best about how the course was taught?

Comments
Dr. Ion's method of lecturing is extremely refreshing. The lectures felt like conversations, even when his comments were met with awkward silence. He would also answer any questions at any point in lecture, which ensured that none of the material felt confusing or overwhelming.
weekly homework assignments were very helpful to study for the exam
Dr. Ion is a great professor. I think the course material was great and interesting. I wouldnt change a whole lot about it.

### If you were teaching this course, what would you do differently?

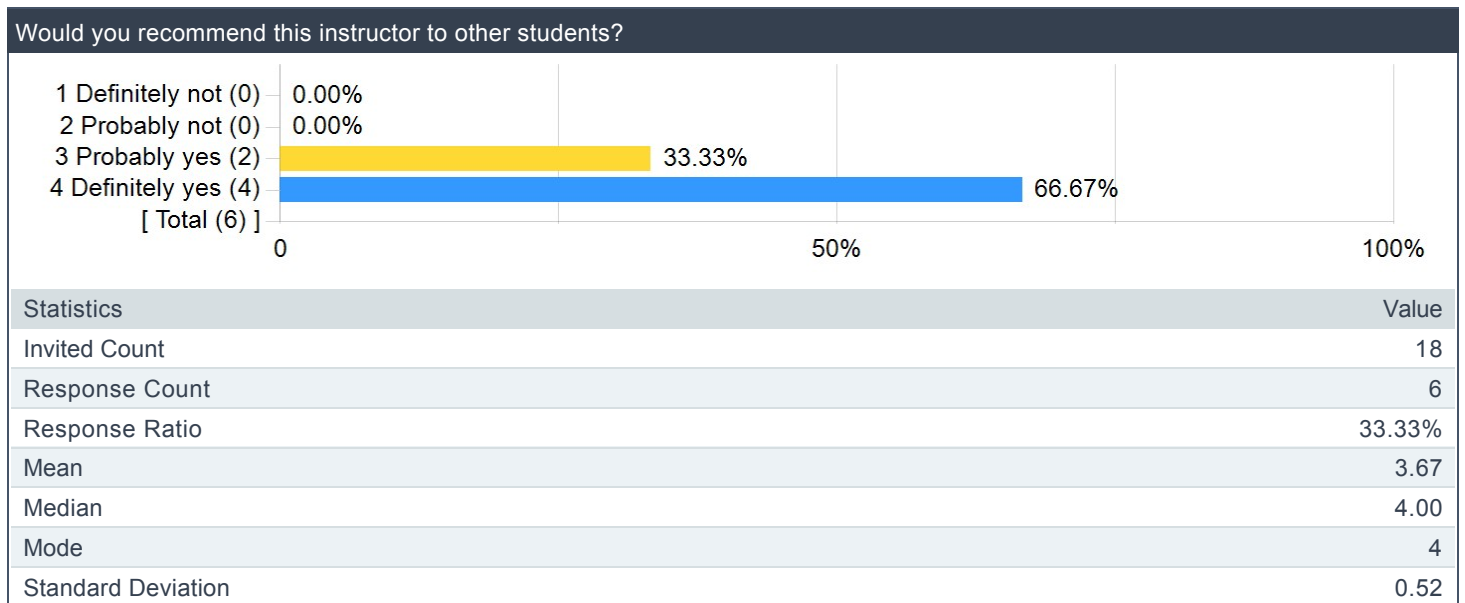
Comments
A little more formal theory.
N/A
More emphasis on hw than exams
Nothing really. Its pretty good. Maybe have Dr. Ion speak up a little bit, he can be a little hard to hear at some points.

## Math Primary/Secondary Instructor Additional Items

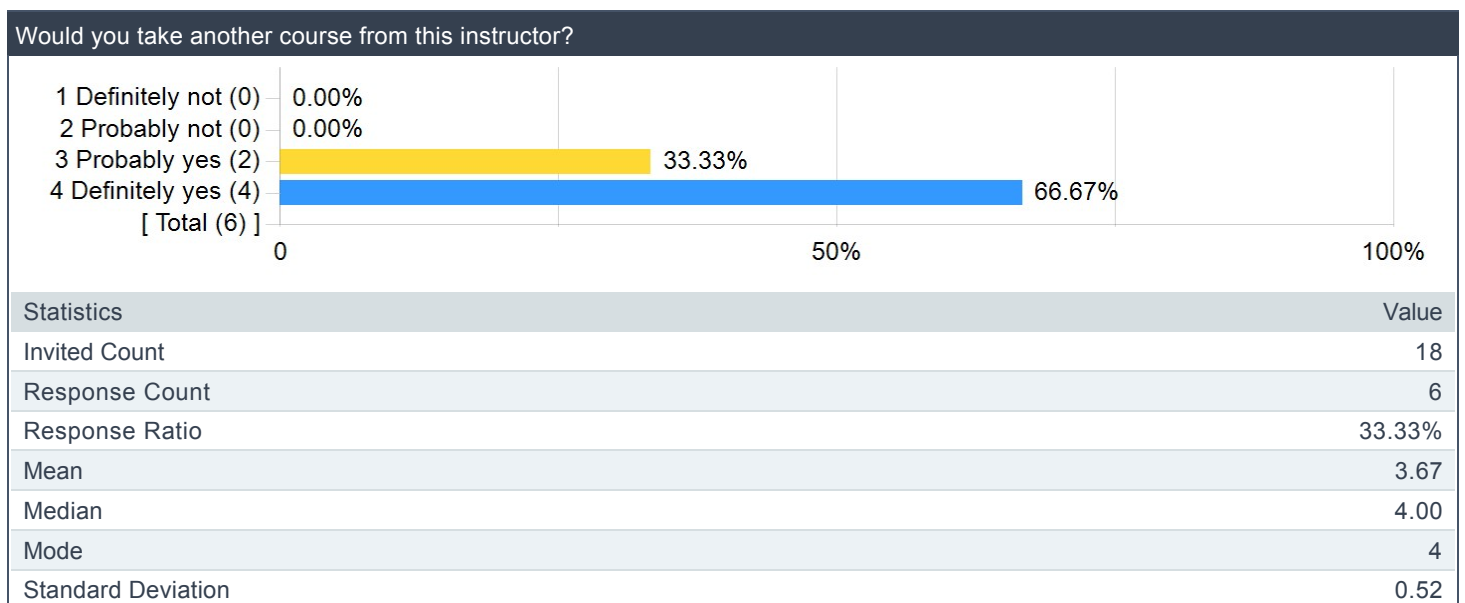
Please answer the following questions about your instructor:

	Response Count	Mean	SD	Median
The instructor presented the course in an organized way.	6	4.50	0.55	4.50
The instructor responded to student's questions in an effective manner.	6	4.67	0.52	5.00
The instructor used class time effectively to enhance understanding of course topics.	6	4.67	0.52	5.00

Would you recommend this instructor to other students?



Would you take another course from this instructor?



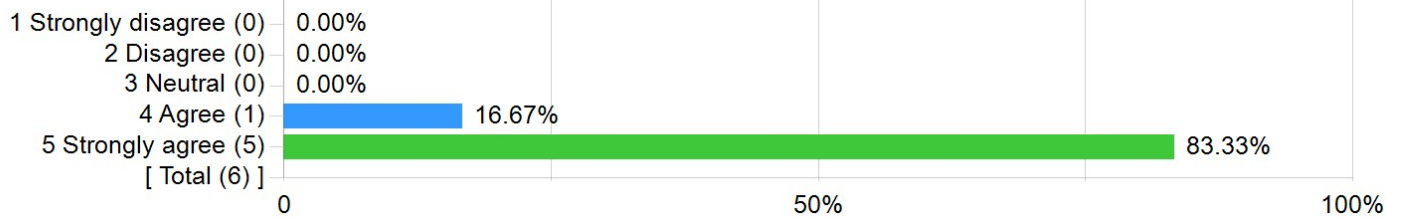
## Math Additional Course Question

Based on what I learned in this course, I feel well prepared to use the topics of the course in the future.

Question	Response Count	Mean	Standard Deviation	Median
Based on what I learned in this course, I feel well prepared to use the topics of the course in the future.	6	4.33	0.82	4.50

## Diversity and Inclusion

The instructor creates an inclusive learning environment for all students.



Statistics	Value
Invited Count	18
Response Count	6
Response Ratio	33.33%
Mean	4.83
Median	5.00
Mode	5
Standard Deviation	0.41