

## 2261 - Teaching Survey Fall 2025

# Fall 2025 - Bogdan Ion MATH 0430 - INTRO ABSTRACT ALGEBRAIC SYSTEMS - 1070 - Lecture



Created Monday, December 15, 2025



Courses Audience: 14  
Responses Received: 9  
Response Rate: 64.29%

## Report Comments



### Included in this report:

- Summary of responses to scaled questions
- Response breakdowns
- Student comments
- Results to instructor added custom questions (if applicable)

### Understanding and using student feedback:

- We have [resources](#) to help you interpret and use results including our [faculty worksheet](#) with guided prompts and space to record summaries of feedback, actions, and outcomes.
- Members of our [Pedagogy, Practice, & Assessment](#) team are available for consultations and can help with:
  - Interpreting OMET results and developing a course of action if necessary.
  - Exploring various methods of assessment to improve teaching.
- In the future:
  - Discuss, teach, and model [giving meaningful feedback](#) with your students and give them multiple opportunities to practice giving feedback.
    - Gather important information about students at the beginning of the term by giving a [pre-course survey](#).
    - Check in with students half way through the term by giving a [midterm course survey](#).
- The [Teaching Center](#) offers multiple resources to support teaching and learning.

Office of Measurement and Evaluation of Teaching (OMET)

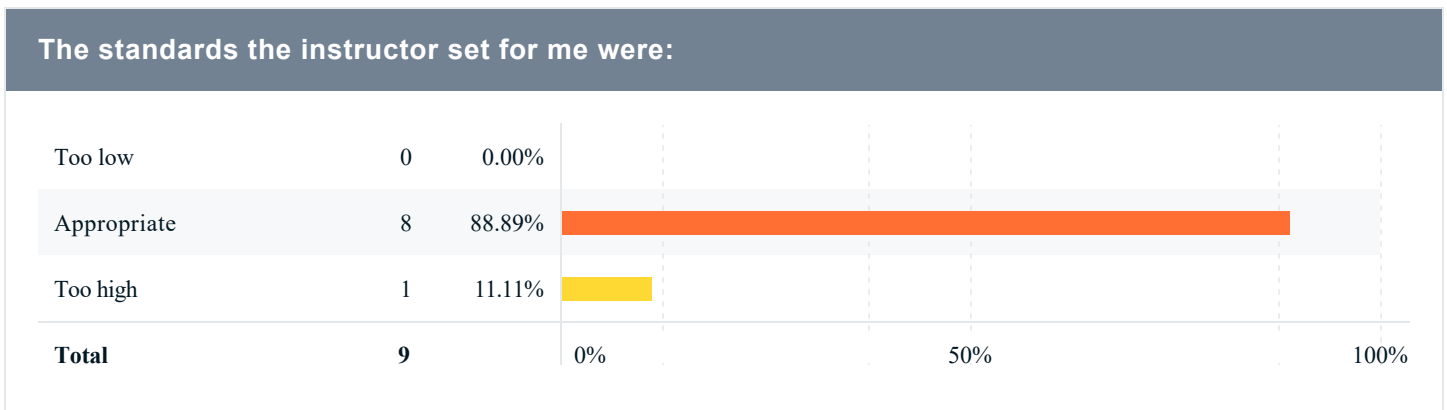
[Contact us](#)

## Dietrich School of Arts and Sciences Questions

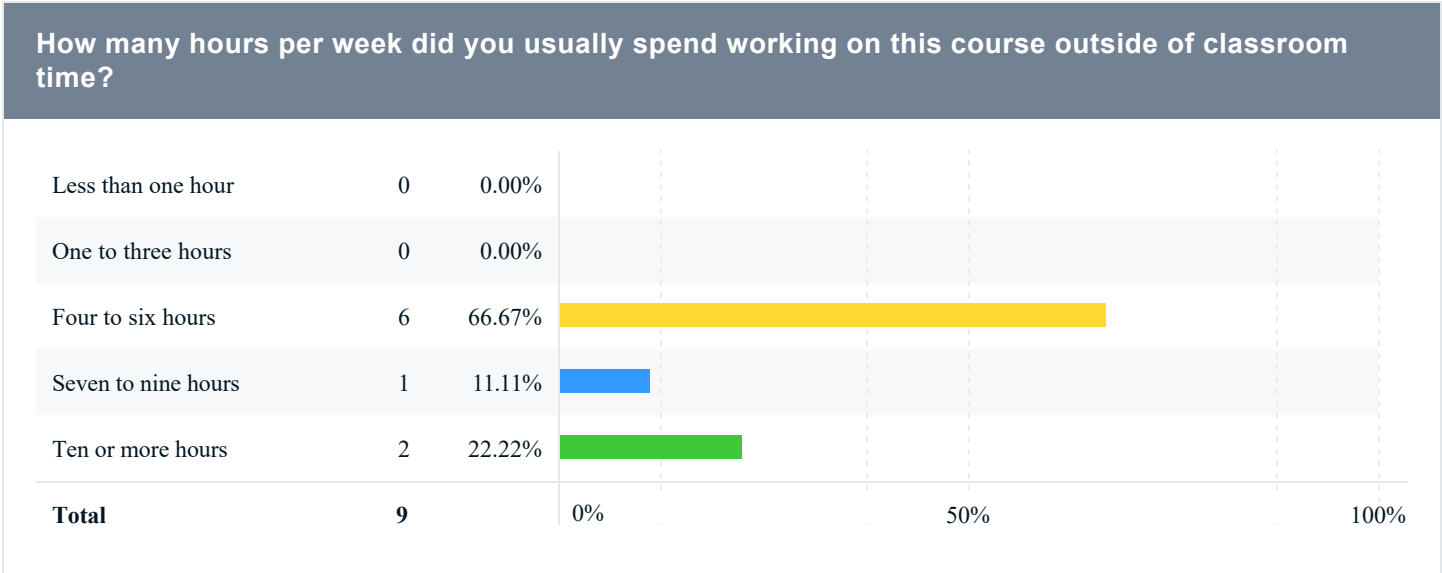
### Summary table

	Invited Count	Response Count	Response Rate	Mean	Median	Mode	SD
The instructor created an atmosphere that kept me engaged in course content.	14	9	64.29%	3.22	3.00	3	1.48
The instructor was prepared for class.	14	9	64.29%	4.00	4.00	5	1.12
The instructor treated students with respect.	14	9	64.29%	4.67	5.00	5	0.50
The instructor was available to me (in-person, electronically, or both).	14	9	64.29%	4.56	5.00	5	0.53
The instructor evaluated my work fairly.	14	9	64.29%	4.67	5.00	5	0.50
The instructor provided feedback that was helpful to me.	14	9	64.29%	4.33	5.00	5	1.12
I learned a lot from this course. If there is no basis to judge or not applicable, answer N/A.	14	9	64.29%	4.78	5.00	5	0.44
Overall of All Questions	98	63	64.29%	4.32	-	-	0.90

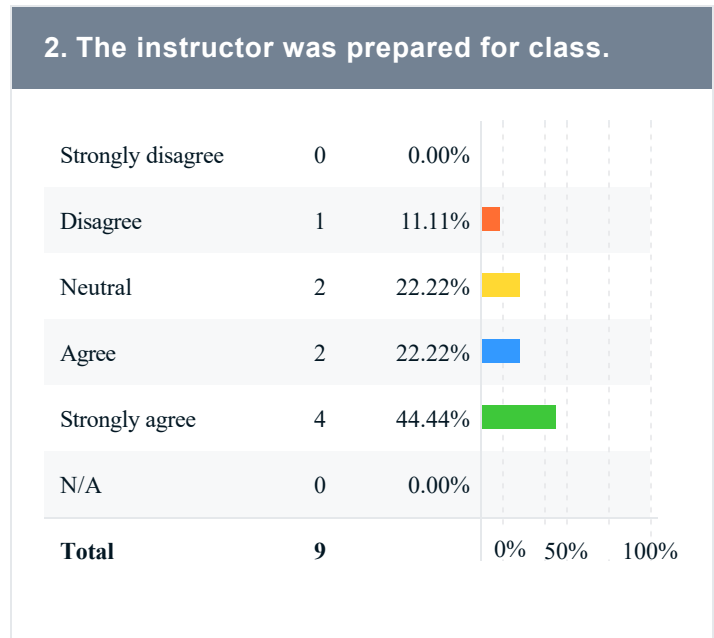
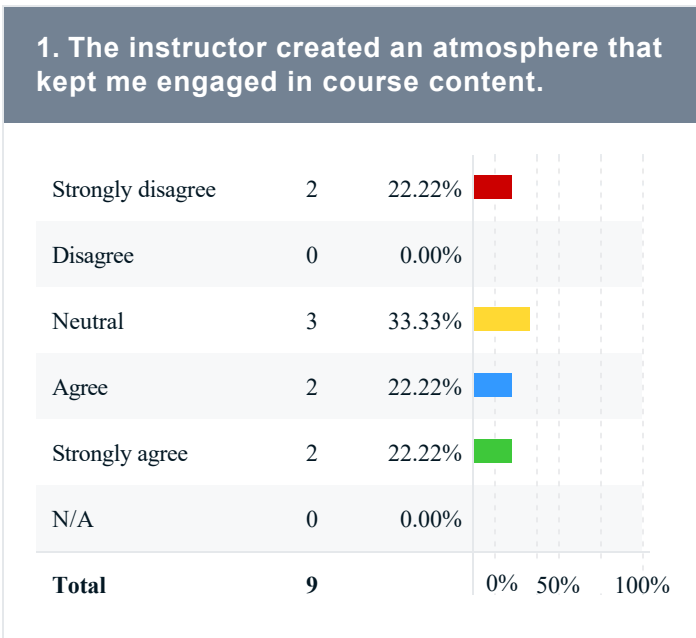
### The standards the instructor set for me were:



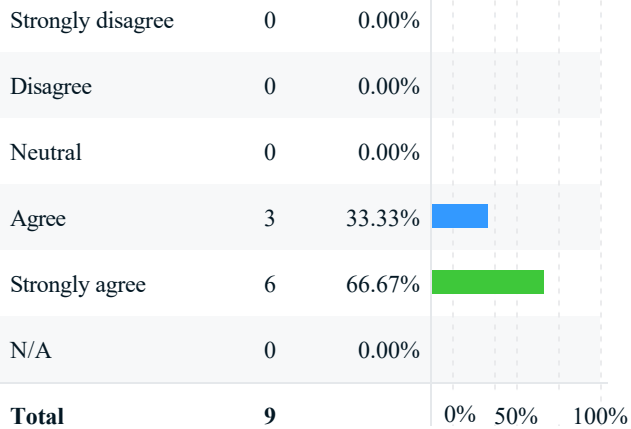
## How many hours per week did you usually spend working on this course outside of classroom time?



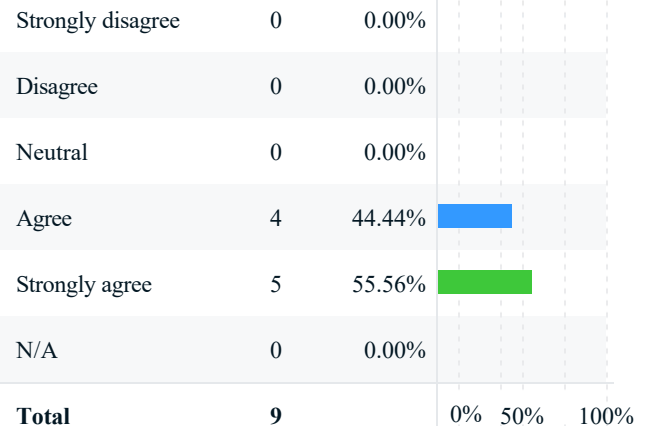
## Response breakdown



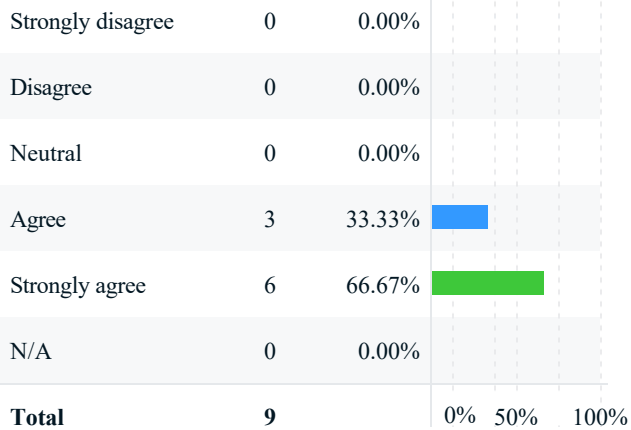
### 3. The instructor treated students with respect.



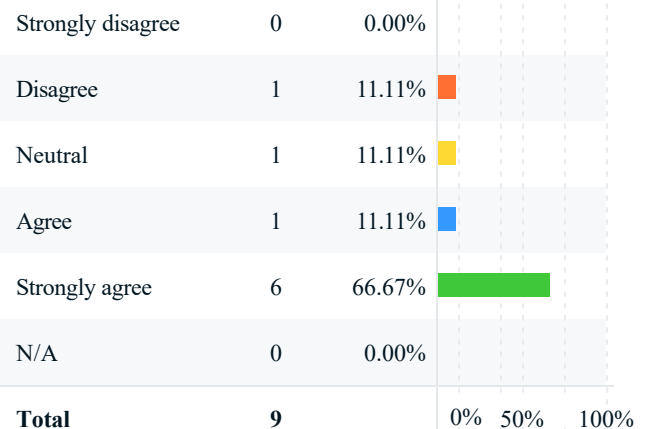
### 4. The instructor was available to me (in-person, electronically, or both).



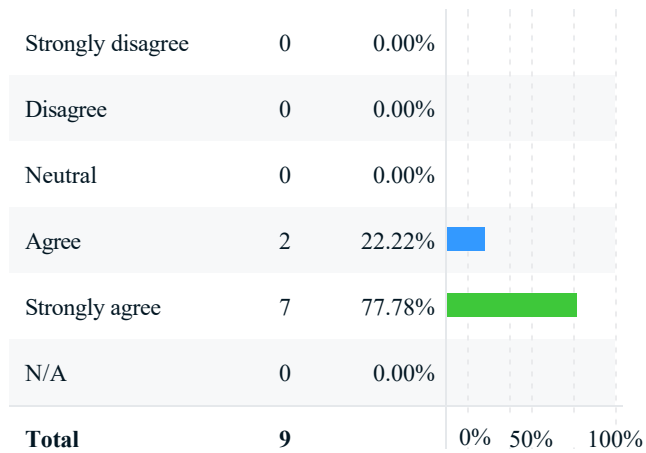
### 5. The instructor evaluated my work fairly.



### 6. The instructor provided feedback that was helpful to me.



7. I learned a lot from this course. If there is no basis to judge or not applicable, answer N/A.



## DSAS Comments

### What did you like best about how the course was taught?

#### Comments

It was very well taught, Bogdan is a good explainer and I liked the way the course was presented.

I liked how in depth we covered groups.

Instructor was very respectful and was always ready to answer a student's question. Instructor has material memorized and is thus able to answer questions in depth.

The professor guided the results of the course through exploration which made the material fit together well

the reasoning from def to thms

## If you were teaching this course, what would you do differently?

### Comments

The textbook was terribly, I have truly no idea why the one we used was chosen. It was unhelpful, had mistakes, and was strangely ordered and did not give a lot of extra understanding to the subject. Also, Bogdan got behind his own schedule. He would also spend too much time on certain examples and get lost in the weeds of the calculation, rather than showing the interesting parts and leaving the rest to exercise, this made the class slower than it had to be. He also focused too much on computation, it should be a proof class but he did not believe that proofs could be tested on an exam, which was strange.

I would explain how and why these topics are used outside the specific parameters of the class a bit more.

More engaging  
Not just lecturing the whole time  
More organized  
Uploaded lecture notes to the website  
practice exams!!!  
Practice problems that more closely reflect what will be on the exam

Instructor had constant issues with time management. Examples and questions (especially those that were computationally involved) took up large portions of class time, diverting time away from actual material. We were behind pace almost from weeks 2–3, and had to skip some material in the syllabus in order to make up time. The textbook was straight-up incorrect in some cases (something which was only caught in recitation and not class). Organization of the class was poor, with the instructor often skipping between different sections of the textbook at random or mentioning topics that were not found in the textbook without providing additional resources. And finally, minimal resources were provided for the exams, with some theorems that were required on the exam being entirely absent from class and the example problems provided for the exam.

Add at least one more midterm

I would maybe pick a different textbook or follow the textbook more closely

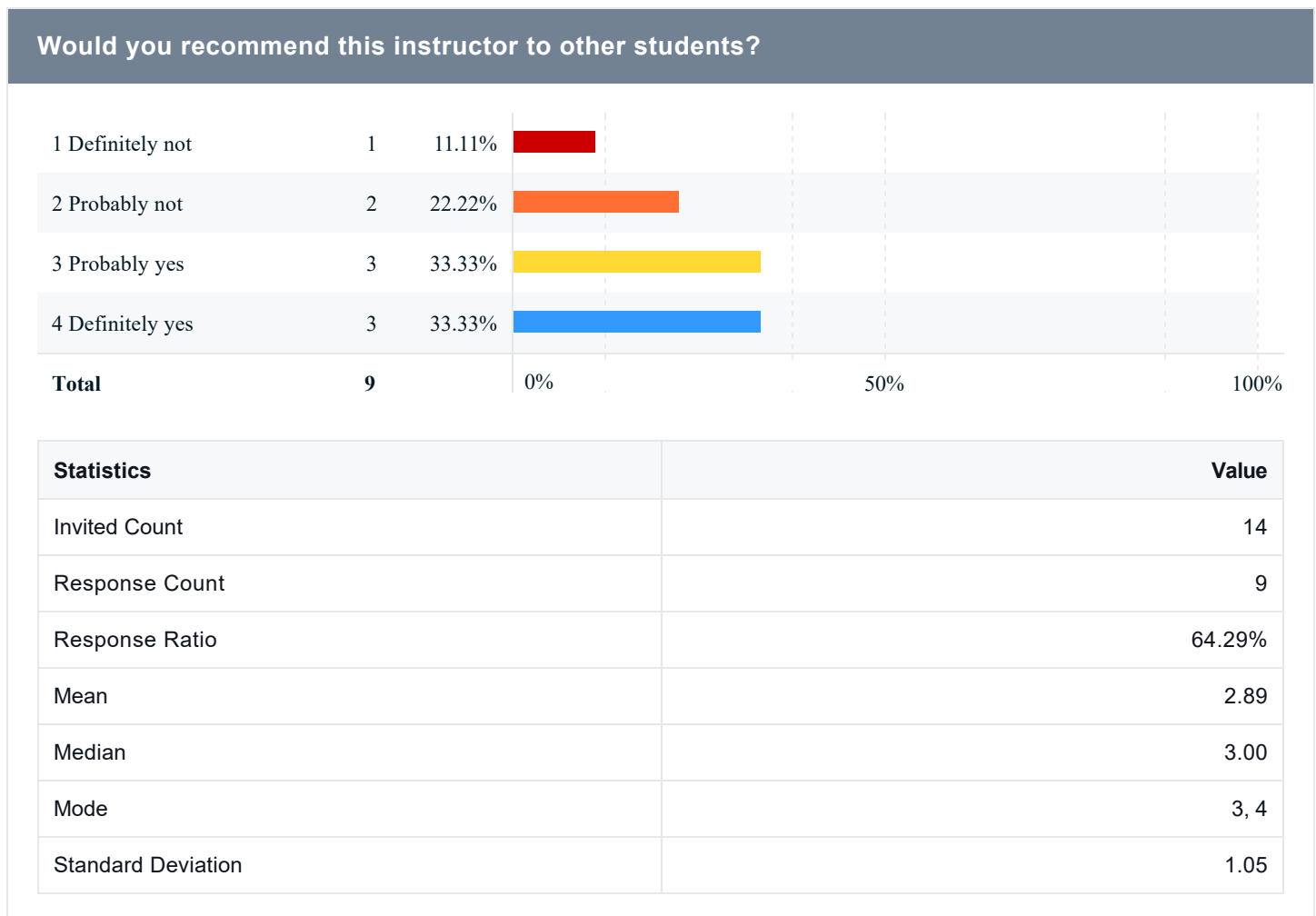
upload summaries for each lecture

## Math Primary/Secondary Instructor Additional Items

Please answer the following questions about your instructor:

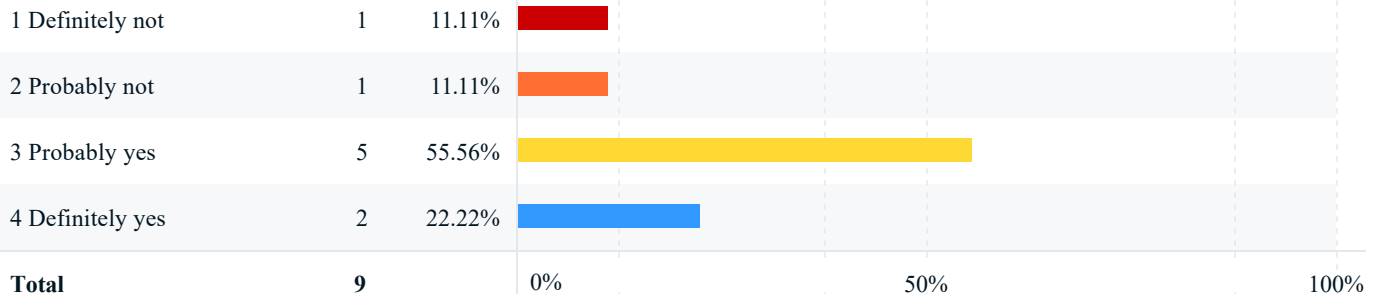
	Response Count	Mean	SD	Median
The instructor presented the course in an organized way.	9	3.00	1.41	3.00
The instructor responded to student's questions in an effective manner.	9	3.78	1.30	4.00
The instructor used class time effectively to enhance understanding of course topics.	9	3.56	1.33	4.00

Would you recommend this instructor to other students?



## Would you take another course from this instructor?

### Would you take another course from this instructor?



Statistics	Value
Invited Count	14
Response Count	9
Response Ratio	64.29%
Mean	2.89
Median	3.00
Mode	3
Standard Deviation	0.93

## Math Additional Course Question

---

Based on what I learned in this course, I feel well prepared to use the topics of the course in the future.

Question	Response Count	Mean	Standard Deviation	Median
Based on what I learned in this course, I feel well prepared to use the topics of the course in the future.	9	4.11	0.93	4.00

## Diversity and Inclusion

Question	Response Count	Response Rate	Mean	Mode	Median	SD
The instructor creates an inclusive learning environment for all students.	9	64.29%	4.44	5	5.00	0.73