

The interest premium for left government: Regression-discontinuity estimates

Joseph T. Ornstein¹  | Jude C. Hays²  | Robert J. Franzese Jr.³ 

¹Department of Political Science,
University of Georgia, Athens,
Georgia, USA

²Department of Political Science,
University of Pittsburgh, Pittsburgh,
Pennsylvania, USA

³Department of Political Science,
University of Michigan, Ann Arbor,
Michigan, USA

Correspondence

Jude C. Hays, Department of Political
Science, University of Pittsburgh, 4600
Wesley W Posvar Hall, 230 South
Bouquet Street, Pittsburgh, PA 15260-
7403, USA.
Email: jch61@pitt.edu

Abstract

This paper employs a regression-discontinuity design (RDD) to ascertain the effects of left government on the interest-rate premium that markets build into government-bond prices. One advantage of this approach is that RDD does not require, as have some previously employed strategies, strong assumptions about how market actors form political expectations, about the quality and dissemination of political information, or about functional forms or explanatory-variable selection. We expand from previous RDD studies in exploring effect heterogeneity, namely, whether particular political-economic conditions produce larger or smaller interest costs of left government. Our findings suggest no or very small and insignificant partisan-government effects except under specific circumstances: sharp governing alternatives (low fragmentation and high polarization), in certain eras (around the 1950s–1970s), and for a short term (about 1 year). Under these conditions of stark differences between alternative left/right governments and relatively great domestic policy autonomy, however, there is a statistically discernible and substantively notable government-bond yield increase after left parties enter government following close elections.

KEYWORDS

finance/sovereign debt, globalization/integration, international political economy

[Correction added on 27 January 2022, after first online publication: ORCID IDs and third author's name have been updated in this version.]

1 | INTRODUCTION

How do financial markets react to the partisan composition of government? What cost, if any, do citizens pay in higher government-bond interest rates for electing left-leaning and social-democratic parties? Because social-democratic (left) parties tend to support policies that involve redistribution of wealth, many scholars expect financial markets will react strongly when such parties are elected to government. The locus classicus on the topic is Lindblom (1977) *Politics and Markets*, which emphasizes the “privileged position of capital,” that is, capital’s ability to withhold investment to protect its interests.

This idea is most prominent in the comparative political economy literature on rational partisan theory. Because traders expect more inflation under left governments, proponents of rational partisan theory argue that financial markets impose a higher price on citizens who choose center-left representatives (Alesina et al., 1997; Fowler, 2006; Herron, 2000). More recently, rational partisan theory has incorporated uncertainty about (expected) policies and inflation (Bechtel, 2009; Sattler, 2013). If there is greater uncertainty about the economic policies that left governments will pursue in office, risk-averse traders will adjust their portfolios accordingly, and we will see higher bond yields when left governments come to power. Along these lines, Barta and Johnston (2018) find that credit rating agencies systematically discriminate against left governments in assessing creditworthiness and argue this bias is explained by greater downside risk, the probability that the agency will have to downgrade its rating of a country’s sovereign debt at some point during a government’s tenure.

Others theories, however, predict little or no financial market response to government partisanship. Some scholars contend that traders only worry about macroeconomic performance and not policy or partisanship per se (Garrett, 1998; Mosley, 2000). Since—according to a “Varieties of Capitalism” version of this view, for example—social-democratic government is at worst not systematically related to macroeconomic performance, and in particular to inflation, the interest-rate cost of social democracy may be very low, zero, or even negative. Still others maintain that democratic competition induces Hotelling–Downsian convergence in the macroeconomic policies of left and right governments (Clark, 2003), making financial markets indifferent to the partisan composition of government.

A third perspective suggests that market reactions to partisan changes in government have diminished over time. This literature focuses on the growth of international markets and important changes in macroeconomic policy and monetary institutions post-Bretton Woods. The growth of international bonds markets in the 1980s dramatically increased the ease with which investors could move their capital around the world (Benzie, 1992). Rodrik (2000) argues the globalization of financial markets, and the international capital mobility that results, places a “Golden Straitjacket” on governments, shrinking the policy space between the right and left. Economic globalization more generally—through exchange rates, global slack, and global value chains—has limited the ability of governments to control the domestic rate of inflation (Forbes, 2019). Moreover, since the collapse of Bretton Woods, an increasing number of countries have delegated monetary policy, through central-bank independence, fixed exchange-rate policies, and currency unions, committing both left and right governments to low inflation (Bernhard et al., 2002; Franzese, 2003).

Previous attempts to resolve this question of bias empirically have faced three challenges. First, omitted variable bias: many potentially observable variables can influence both bond-market performance and the electoral success of parties. For example, oil-price shocks might affect both interest rates and the effectiveness of economic policies in a party’s policy toolkit,

and thereby its probability of winning elections. Second, reverse causality: bond prices affect right- and left-party core constituencies differently and therefore affect the probability of left or right government election wins. For example, a hypothetical exogenous bond-price appreciation (interest-rate decrease) is macroeconomically stimulatory, and such a stimulus may alter the relative appeal of leftist or rightist platforms and so the probability of a left-party election victory.

A third challenge arises because financial markets are composed of forward-looking political-economic actors. Even in the presence of large treatment effects, naïve pre-post comparisons might fail to find partisan-government effects if shifts in government partisanship are anticipated by traders. To address this, structural-estimation approaches must rest on specific, *restrictive* assumptions about how traders form political expectations (Alesina et al., 1997; Pástor & Veronesi, 2013), about the quality and dissemination of political information (Herron, 2000), or various specification decisions related to functional forms and variable selection (Bernhard & Leblang, 2006; Clark, 2003; Franzese, 2002; Garrett, 1998; Mosley, 2003). As a result, these approaches leave conclusions about “the price of social democracy” more contestable. Studies of single elections can forego these restrictive assumptions if there are idiosyncratic fluctuations in market expectations as measured by political prediction markets (Snowberg et al., 2007), but data availability limits this approach mostly to recent US presidential elections.

The regression-discontinuity design (RDD) offers a method to redress these challenges. RDD identifies the effect of treatment at a threshold point by exploiting a discontinuous break in the probability of treatment at that threshold (Calonico et al., 2014; Hahn et al., 2001; Imbens & Lemieux, 2008). In our context, parliamentary elections provide such a discontinuity: a party becomes sharply more likely to enter government when it crosses the plurality threshold of parliamentary seats, that is, the party crosses from holding second-most to most seats in parliament. The discontinuity occurs because being the largest party confers several distinct advantages. For one, the largest party may hold an absolute majority of seats, in which case it can, and virtually always does, form a single-party government. Even short of majority, the largest party is typically nominated first as the *formateur*, granting it great first-proposal power in forming government (Baron & Ferejohn, 1989). The largest party is also most likely to be at dimensional medians and necessary to coalitional majorities, which contribute further great bargaining power to enter any government that forms (Laver & Shepsle, 1996). In any case, the validity of this discontinuity can be tested directly, and in Section 4 we demonstrate that plurality status does indeed yield a discontinuous break in the probability of left parties entering government, but clearly so only in countries with low party-system fragmentation (both as noticed also in Powell, 2000, see esp. figs. 6.3 and 6.4).¹

To the extent that traders respond directly to electoral outcomes, by studying closely contested (in terms of seats between the largest two parties) parliamentary elections, we avoid the need to assume or specify and estimate how traders process information and form expectations. As the formal model in Section 2 demonstrates, it suffices for identification to assume merely that close elections imply greater ex ante uncertainty than elections where one party wins a plurality of seats by a large margin.² In addition, RDD does not require restrictive pre-specification of functional forms and controls to eliminate omitted-variable-bias and reverse-causality concerns. Instead, the central identifying assumption (for the treatment effect at the threshold) is that the probability of treatment is the only variable that changes discontinuously at the threshold. If all other covariates change smoothly at the threshold, then a discontinuous

change in the outcome cannot be attributable to those factors. This too can be evaluated empirically for observed factors, though it must be assumed for unobserved.

The remainder of the paper proceeds as follows. Section 2 presents a formal-theoretical model which demonstrates how RDD recovers an estimate of the bond-price premium of left government (at the plurality threshold) without strong assumptions about how traders form expectations. The conditional-expectation function implied by this model differs from that typically seen in RDD studies. Section 3 describes our dataset of close parliamentary elections and government-bond yields. Section 4 explores the testable RDD assumptions and estimates the local average treatment effect (LATE) of left-party entry to government on bond yields in high- and low-fragmentation party-systems. In further extensions, we also explore potentially heterogeneous LATEs by historical era and by party ideology. The estimated LATE is larger in the 1950s–1970s, before highly liberalized capital markets, and where differences between the main left and right parties' platforms are greater.³

2 | THEORETICAL MODEL

A strength of RDD for estimating the effect of left government on interest premia is that one need not specify an empirical model of how traders form expectations. Instead, RDD relies only on a simpler, highly plausible assumption: that close elections imply greater ex ante uncertainty, on average, than elections decided by large margins,⁴ as the following formal model demonstrates.

In our model, the market values a government's bonds at price P_L when the left party, and P_R when the right party, controls parliament.⁵ The quantity that we would like to estimate empirically is $P_L - P_R$, the bond-market response to left-party control, but we cannot observe this quantity directly, as we cannot simultaneously observe P_L and P_R . So we must estimate an average difference across multiple elections instead. Let us define V as the size of the left-party seat-plurality, measured as a percentage of the top-two parties' total seats. When $V > 0$ the left party is the largest in parliament, yielding left-party government. When $V < 0$ the right party is largest, yielding right-party government.⁶

Before the election, markets are uncertain about the future value of V but receive information from numerous polls. The Central Limit Theorem suggests the expected seat shares across these polls will be distributed (approximately) normally around the true value V . After observing the polls, this distribution becomes the market's prior belief, which we denote $f_V = N(V, \sigma^2)$. Therefore, the market's prior expected probability of right government is equal to the integral (cumulative distribution) of f_V evaluated at 0, denoted F_V .

Given these beliefs, markets will price government bonds at their expected value, an F_V -weighted average of P_L and P_R :

$$P_{\text{before}} = (1 - F_V)P_L + F_V P_R.$$

The election reveals the true value of V , and markets price bonds to P_L or P_R accordingly:

$$P_{\text{after}} = \begin{cases} P_L & \text{if } V > 0, \\ P_R & \text{if } V \leq 0. \end{cases}$$

The expected difference between ex ante bond prices before the election and ex post bond prices after the election will be given by the following function:⁷

$$\Delta P = \begin{cases} F_V(P_L - P_R) & \text{if } V > 0, \\ (1 - F_V)(P_R - P_L) & \text{if } V \leq 0. \end{cases} \quad (1)$$

Figure 1 illustrates this conditional expectation function. Note that, due to the presence of forward-looking traders, the shape of this function differs from what is typically seen in regression-discontinuity studies. When V is far from zero, the expected postelection bond-price movement is zero, because traders are more certain of the election outcome, and price bonds accordingly. As V approaches zero, the function diverges sharply. Because $F_0 = \frac{1}{2}$, the right-side approaches $\frac{P_L - P_R}{2}$ in the limit as V approaches 0, and the left-side approaches $\frac{P_R - P_L}{2}$. Subtracting these two limits yields $P_L - P_R$, our quantity of interest, and the focal estimand of an RDD.

3 | DATA

Our data on parliamentary election results are from the ParlGov database compiled by Döring and Manow (2018). ParlGov contains data on parties, elections, and cabinets from all EU and Organization for Economic Cooperation and Development (OECD) parliamentary democracies from 1948 to 2015. We gather from ParlGov data on each party's number of seats, the party composition of each postelection cabinet, the family classification of each party, and a 0–10 measure of each party's left–right ideology.⁸

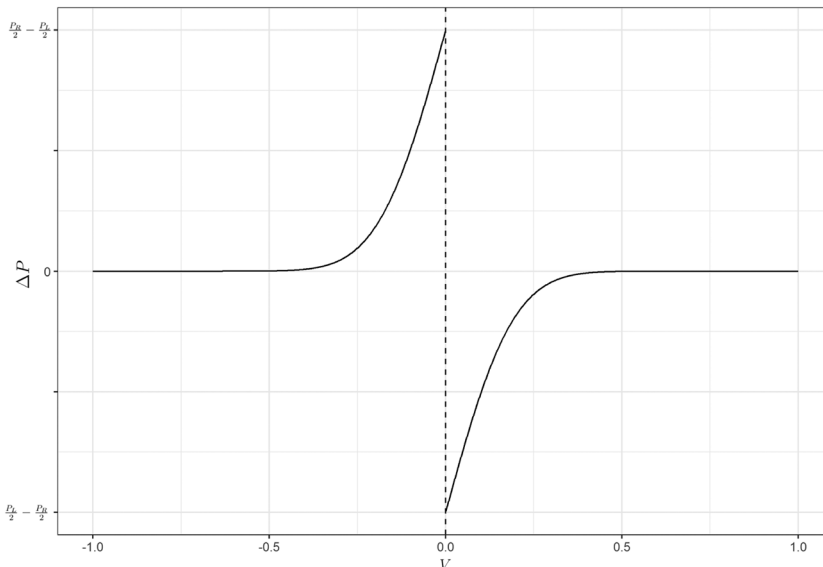


FIGURE 1 The expected shape of the conditional expectation function. Taking the difference between the two limits as they approach $V = 0$ recovers the quantity of interest, $P_L - P_R$

We adjust these ParlGov data to incorporate information on pre-electoral coalitions (PECs), as opposed to individual parties. PECs are sets of parties that pledge—critically: publicly, credibly, and exceedingly rarely broken—to form one government together if elected (Golder, 2006). Absent this information, some elections might appear close that were not (e.g., Germany's 1961 election, where social democratic party (SPD) had a plurality, but the christian democratic union (CDU)/christian social union (CSU) coalition easily out-sized them), and some elections might appear lopsided that were quite close (e.g., Germany's 1976 election, where a PEC of SPD and free democratic party narrowly overtook the plurality Christian Democrats). For data on PECs, we rely on the dataset of Golder (2006) through 1999, which we extend from primary data through 2015.⁹

For each election, we identify the largest (by seats) left party or PEC and the largest other party or PEC. We then compute the seat gap, V , as a percentage of these top-two parties' total parliamentary seats. The final dataset contains 576 elections, for which we were able to obtain applicable interest-rate data, our dependent variable, in 335 cases. Specifically, we use the long-term (10-year) interest rate on government bonds, reported monthly from the OECD (2018) and the IMF's International Financial Statistics database (IMF, 2018).¹⁰ The bond-market response to the election is computed by taking the difference between this rate at t_0 (election month) and t_m (m months following the election). The fact that our data contain both cross-national and overtime variation allows us to explore context-driven heterogeneity in the strength of the forcing variable and the size of treatment effects. It is much harder to study context-driven heterogeneity with single election research designs.

4 | EMPIRICAL ANALYSIS

4.1 | Evaluating the mechanism

Throughout our empirical analysis, we follow current state-of-the-art practices in RDD, as suggested by Calonico et al. (2014). This procedure (hereafter CCT) estimates two low-order local polynomial regressions (often linear) on each side of the threshold, using a triangular kernel to place greater weight on observations close to the threshold and dropping data outside of a bandwidth selected to minimize mean squared error of the regression discontinuity (RD) estimator.¹¹ The estimated *treatment effect* is the difference between the limits of these two regressions as they approach the threshold. Because this approach aims to be non-parametric (i.e., not assume a data-generating process), the CCT estimate subtracts a bias-correction term for any misspecification error in the estimation procedure and constructs robust confidence intervals centered around this bias-corrected estimate.

The first condition for validity of an RD design is that the discontinuity exists: in our application, for example, that a left-party/PEC crossing to a seat plurality yields a discontinuous jump in the probability that left-party/PEC enters government. This assumption is easily verified directly. Figure 2 shows the relationship between the largest left-party/PEC plurality margin (V) and its inclusion in the cabinet. The figure reveals clearly a sharper discontinuity in some countries than in others. Countries with few parties in parliament exhibit a very sharp discontinuity (left panel), whereas in countries with more-fragmented party systems, and so more potential coalitions, a left plurality is less predictive of left government. In what follows, we will define party-system fragmentation based on the Effective Number of Parliamentary Parties (ENPP).¹² When fragmentation is low ($ENPP < 3.5$), there is a very sharp discontinuity

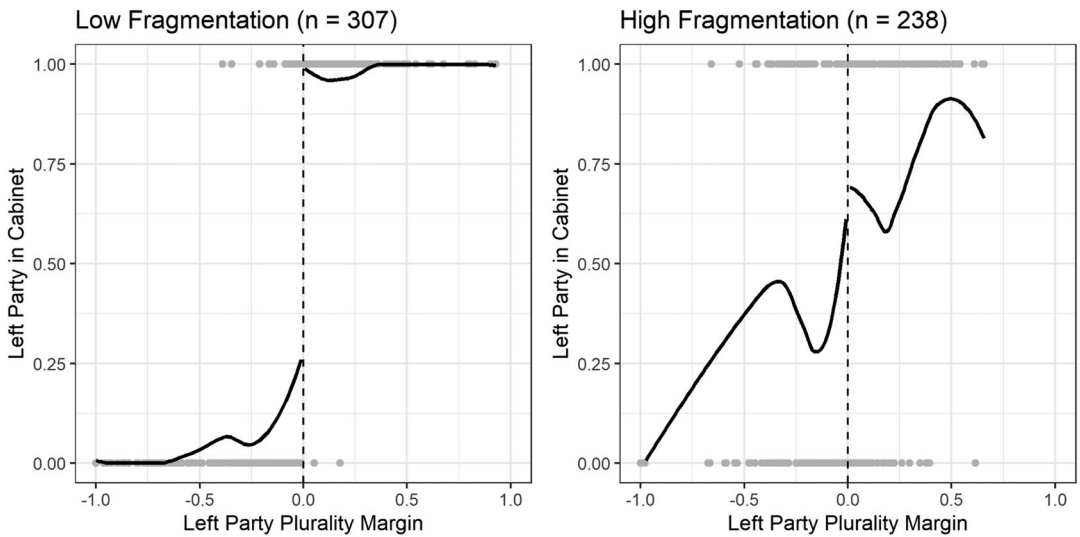


FIGURE 2 Left-party plurality margin plotted against binary indicator of left party entering cabinet; curves are LOESS fits. Where party-system fragmentation is low ($ENPP < 3.5$), there is a sharp discontinuity in the probability of left parties entering government as they achieve a plurality of seats in parliament. Where party-system fragmentation is high ($ENPP > 3.5$), there is no such discontinuity

at the plurality threshold, but where high ($ENPP > 3.5$), no statistically significant discontinuity manifests (see Table 1).¹³ Because there is no discontinuity in high-fragmentation party-systems, we can use this set of countries as a sort of placebo group. A narrow plurality for left parties should only cause market reactions if it provides new information about government formation. In high-fragmentation countries, it does not, so we should not expect to observe discontinuous bond-price movements in those countries. Note that the low-fragmentation countries are not exclusively majoritarian single-party governments. They also include some countries with proportional representation, like, Spain and Portugal, and countries with frequent coalition governments, like, Germany. Figure 7 in the Supporting Information reports descriptive statistics on party fragmentation over time.

TABLE 1 First-stage regression-discontinuity estimates (bias-corrected) with 95% confidence intervals (robust standard errors) in brackets

	Fragmentation		
	All (1)	Low (2)	High (3)
Discontinuity estimate	0.233 [−0.035, 0.50]	0.575 [0.35, 0.80]	0.037 [−0.35, 0.42]
Observations	551	309	242
Observations within bandwidth	256	158	127
Bandwidth (h)	0.175	0.218	0.181

4.2 | Balance tests

A crucial identifying assumption for the RD design is that the treatment must be the only variable that changes discontinuously at the threshold. If any other covariates do so as well, then one cannot unequivocally attribute a discontinuity in the outcome to the treatment alone. We subject a number of pretreatment covariates to tests of this continuity condition. For each covariate, we estimate a local-linear RD (triangular kernel), testing whether the difference in expected value on either side of the threshold differs significantly from zero. The covariates we test include gross domestic product (GDP) per capita, Polity score, population, central government debt per capita, government expenditures, tax revenue per capita, annual inflation, and OECD average bond yields. That last test serves to ensure that our main results are not being driven by global movements in the bond market, but by country-specific bond-price changes.

Figure 3 uncovers no significant discontinuities for any of these covariates, except government expenditures; after elections yielding slight left-party pluralities, central government expenditures as a percent of GDP are slightly and marginally significantly *lower*. Although this seems unlikely to be the cause of a discontinuity in bond-yield *increases*, a robustness check considered in Supporting Information Appendix A deploys a variant of the RD estimator that conditions on covariates, as proposed by Calonico et al. (2018). These conditional-RD results are very similar to those of the primary analyses presented here.

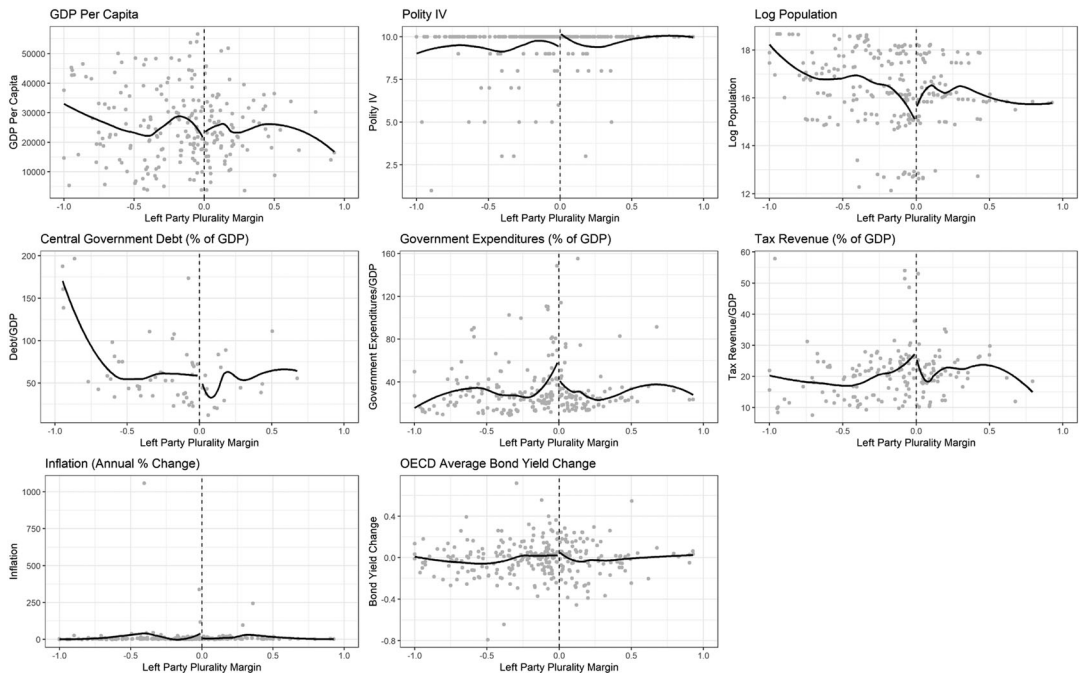


FIGURE 3 For nearly every pretreatment covariate, there is no significant discontinuity at the threshold. Note that these tests are conducted for elections with low party fragmentation, as in the primary analysis, but the finding holds when looking at the entire sample as well. GDP, gross domestic product; OECD, Organization for Economic Cooperation and Development

4.3 | Effects of left-party entry to government on bond markets

Table 2 reports, and Figure 4 illustrates, the estimated LATE of left-party entry to government following closely contested winning of parliamentary plurality, in samples of high party-system fragmentation, in low-fragmentation systems, and in all systems. In High-Fragmentation ($ENPP > 3.5$) countries, our placebo group, we see no statistically significant discontinuity in bond yields at the threshold. In contrast, in Low-Fragmentation ($ENPP < 3.5$) countries, there is a roughly half-a-percentage-point increase in bond yields 1 month after a left-party narrow plurality win. Precisely as our mechanism predicts, and striking in magnitude: left-party government, at least in low-fragmentation contexts where governments tend to be relatively efficacious single- or few-party majorities, are estimated to “cost” roughly half-a-percentage-point higher interest-premia on government debt. Finally, with the benefit of comparison of results from low- and high-fragmentation samples, the entire-sample LATE estimates can be seen as

TABLE 2 One-month bond-yield regression-discontinuity estimates (bias-corrected) with 95% confidence intervals (robust standard errors) in brackets

	Fragmentation		
	All (1)	Low (2)	High (3)
Local average treatment effect	0.145 [−0.12, 0.41]	0.592 [−0.01, 1.19]	−0.048 [−0.32, 0.23]
Observations	316	179	137
Observations within bandwidth	135	70	63
Bandwidth (h)	0.137	0.141	0.125

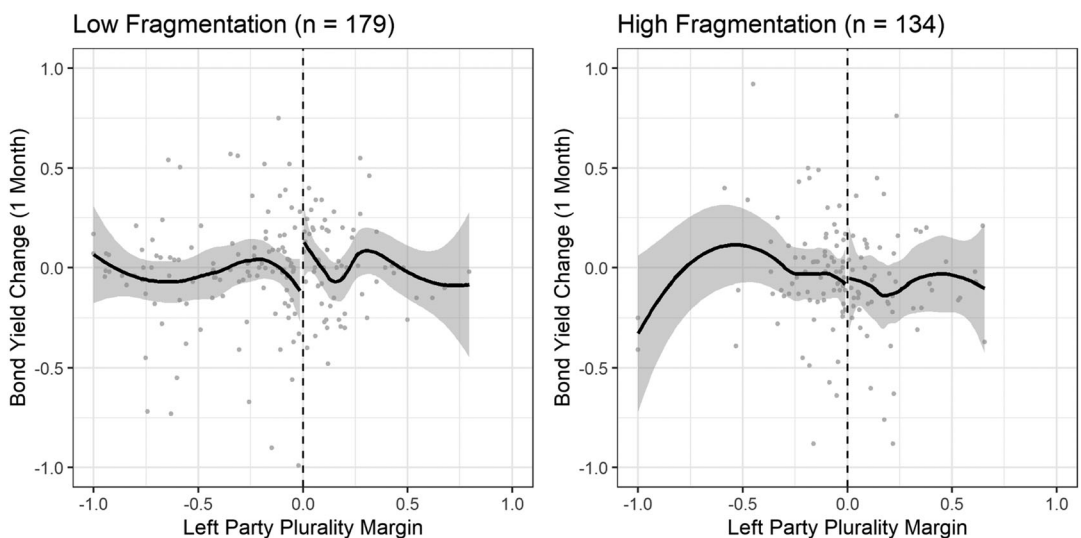


FIGURE 4 Interest-rate change 1 month after election, plotted against the plurality margin of the largest social-democratic party; curves are LOESS fits

influenced by these heterogeneous-treatment effects to suggest only a marginally insignificant interest-rate increase less-than one-quarter as large as that in low-fragmentation contexts (and the whole-sample estimate is about 85% noisier proportionately to effect-size).

4.4 | Further exploration of heterogeneous-treatment effects

The strength of the bond-market response to left government likely depends on the counterfactual, namely, in this context, on how far that left government is from the alternative that *would* have formed had the left not gained plurality. We would expect bond-market movements to be strongest when the party that lost the plurality was strongly conservative relative to a strongly left party that won it. Whereas, if both parties vying for the plurality were broadly parties of the center-left, then the election outcome would have revealed little information to financial markets about likely bond-price relevant policies of the new government: bond prices would hardly move. To explore this hypothesis, we test how the RD estimate varies with the absolute difference between the plurality-contending parties' ParlGov ideology score.¹⁴ Figure 5 plots these estimates (low-fragmentation elections only), showing further evidence that the treatment effect arises from the information-revelation that occurs when a left party narrowly gains plurality status: the LATEs are clearly larger when we restrict the sample to cases where the absolute difference in ideology score is large (e.g., greater than 3).¹⁵

Figure 6 illustrates how the estimated LATE varies over time periods; each plotted point reports an estimate and confidence interval from a 30-year window of data starting from the year indicated on the *x*-axis (low-fragmentation elections only). This subdivision of the data further reduces statistical power, and should be interpreted cautiously; however, interestingly, the interest-rate effect of left government is largest and most discernible around the Bretton Woods era of fixed exchange-rates and low capital-mobility (from the early 1950s to the mid-to-late 1970s).¹⁶ This would be consistent with Rodrik's "golden straightjacket" hypothesis—that

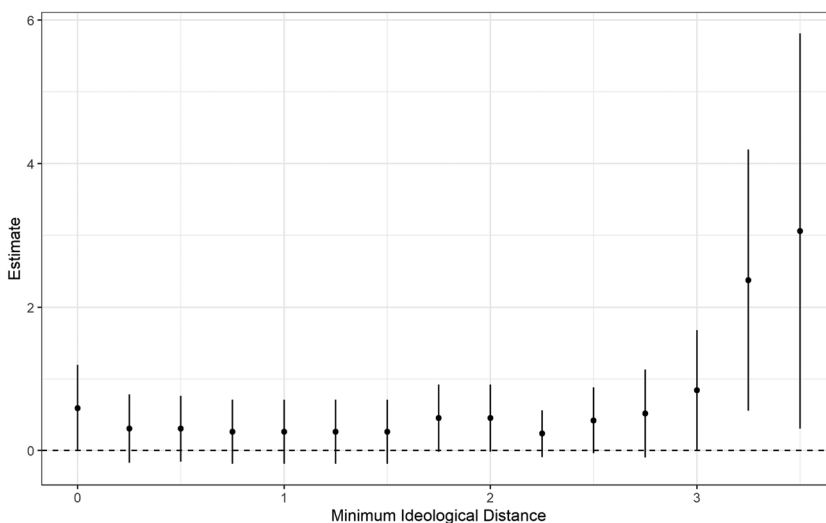


FIGURE 5 When we restrict our estimates to low-fragmentation elections where the two largest parties are ideologically distant, the estimated treatment effect grows

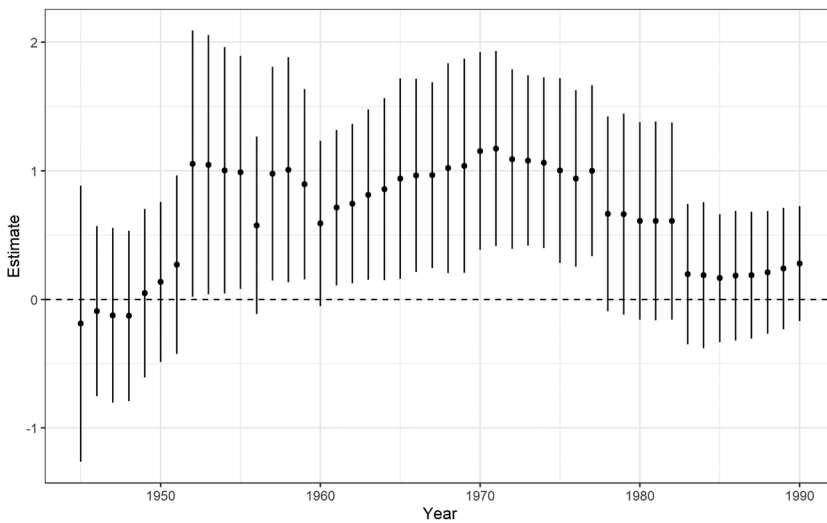


FIGURE 6 RD estimates and 95% confidence intervals, varying the time period of analysis. Each point is estimated using 30 years of data from low-fragmentation elections; the x -axis denotes the minimum year. There are 38 low-fragmentation elections from 1945 to 1975, 70 from 1955 to 1985, 87 from 1965 to 1995, 102 from 1975 to 2005, and 110 from 1985 to 2015

is, with considerable globalization-and-capital-mobility constraint on domestic-governments' policymaking autonomy—if the reason we are not finding interest-rate effects of left government in the later period is because left-government policies do not (or are not expected to) differ much from other governments. After all, furthermore, Mundell–Fleming suggests that monetary and fiscal policy should have been at least moderately maneuverable and effective in that the 1950s–1970s era of limited capital-mobility and (so) *imperfectly* fixed exchange-rates; and both monetary and fiscal policy should have grown less maneuverable and/or effective as capital grew highly mobile and the remaining dependent central banks increasingly independent (although exchange-rate-fixing efforts lessened this fiscal straight-jacketing some for a time) (Clark, 2003; Franzese, 2003).

5 | CONCLUSION

A discontinuous increase in the probability of a party's entry to government at the parliamentary seat-plurality threshold offers quasiexperimental identification of the causal effect, in that plurality-threshold vicinity, of that party on outcomes we think it may influence in government. We focused on the interest-rate-premium cost of left-party government that financial markets add to government-bond yields.

Applying an RDD, we estimate that left government indeed carries a sizable interest-rate cost, over 0.5 percentage points, but only in the short term—for about a year or a little more, peaking around 10 months—under specific conditions—relatively polarized left- and right-party governing alternatives in low-fragmentation party-systems—and limited time periods—namely, the Bretton Woods era from the early 1950s to the mid-to-late 1970s, when capital mobility was limited and exchange rates were imperfectly fixed (among our sample countries, *de facto*, to the (extra-sample) U.S. dollar). Under these prevailing conditions, autonomous

domestic-government monetary and fiscal policy maneuverability and efficacy were relatively high. As these (and other, e.g., high and rising central-bank independence) conditions changed, domestic-government policy autonomy, maneuverability, and efficacy will have faded, which could explain the reduced magnitude and certainty of left interest-rate cost estimated in later periods.

Some important potential limitations of our approach merit mention. One issue surrounds our reliance on an ex post measure of ex ante uncertainty. We used an ex post measure of how uncertain was the election outcome—how close to 50–50 was the proposition of left-party being largest—whereas the actually relevant concept for market reaction is how *surprisingly* left was the government. To construct such an ex ante measure of government-partisanship surprise, we would need pre-election polls or forecasts and party partisanship measures across our entire sample of country-years, and some manners of translating those to expectations, and a mapping from party to government partisanship; and each of these components would require further structural specifications. We believe our approach goes as far as possible, insofar as we wish to retain non-parametric causal-inference robustness over structural-specification efficiency. Moreover, we are confident our ex post measure of electoral uncertainty is at least unbiased with respect to ex ante electoral uncertainty. Some forecasted-close elections are landslides and some forecasted landslides are close, but both are rare and, we strongly expect, orthogonally random.

Another limitation is the small number of close elections. We count 135 close elections (ones with top-two parties' seat-differentials within the CCT optimal bandwidth) in parliamentary democracies 1948–2015 for which we have data on bond yields. Even this relatively small sample-size, however, proved adequate given the large market reactions at the threshold in low fragmentation, stark alternative contexts. Null results, conversely, should be viewed with these same small-sample and low-power considerations in mind: emphasis on the fact that “absence of evidence is not evidence of absence.”

Finally, we must pool countries with widely disparate institutions and draw cases from an extended historical period. Although such broad pooling is common practice in comparative political economy, it does entail complications (Beck & Katz, 1995). Pooling majoritarian and proportional parliamentary democracies, for example, may mask consequential other differences beyond that the former tend to produce single-party left and right governments whereas the latter tend to yield less-stark alternation of coalition governments. We explored this latter directly across our broad pool of democracies, saw that it generated heterogeneous effects, and we highlighted the important implications arising from this heterogeneity. Likewise, our time-period varying estimates were suggestive of important international-economic contextual heterogeneity (we believe prominently: variations in exchange-rate regimes and capital mobility). Other bases for heterogeneous-treatment effects may also occur across this wide diversity of parliamentary democracies and eras. Unaccounted treatment-effect heterogeneity, akin to specification error, induces inefficiency at best (if the heterogeneity is unrelated to treatment) and bias at worst (if related).

To explore the accuracy of our interpretations in these regards, future analyses could explore bond-relevant economic-policy differences near the discontinuity. Are there differences in policy that could explain the variation in the estimated interest-premium effects corresponding to differences in domestic and international political-economic institutions and structure that we suggest are driving these heterogeneous effects we discovered? Inter alia, these analyses will help distinguish whether we are observing Downsian convergence in policies due to democratic competition and so in financial-market outcomes; convergence in policies and outcomes from

globalization-induced policy competition; convergence in outcomes but not in policy, indicating lack of market concern about those policies or suggesting some non-policy-related market reaction to left government; and/or some other political-economic institutional-contextual conditioning of partisan-government effects on policy and/or outcomes that could be driving these varying interest-premium costs of left government.

DATA AVAILABILITY STATEMENT

The data that support the findings of this study are openly available in the Harvard Dataverse at <http://doi.org/10.7910/DVN/F0YGNC>, Döring and Manow (2018).

ORCID

Joseph T. Ornstein  <https://orcid.org/0000-0002-5704-2098>

Jude C. Hays  <https://orcid.org/0000-0003-2069-3038>

Robert J. Franzese  <https://orcid.org/0000-0002-6614-4213>

ENDNOTES

- ¹ There are theoretical reasons our RD design may not apply perfectly in highly fragmented party systems. In multiparty systems with (postelection) coalitions, elections are less likely to predict accurately who will be in government, and, even if they did, they do not predict how ministries will be distributed across the coalition parties. These outcomes depend on an uncertain coalition bargaining process. Traders are unlikely to respond directly to the election outcome in this case. This of course assumes multiple governments are possible, which may not be the true (Bernhard & Leblang, 2006).
- ² Neither do we need to assume away other sources of uncertainty about who will govern or what their policies will be, rather only that close elections entail *greater* uncertainty than lopsided ones. After all, these other sources of uncertainty are in general *additional* to the uncertainty related to the electoral margin.
- ³ Other bases for heterogeneous treatments and effects across our sample countries and time periods are surely also present: for example, variations in central-executive control of government, in government control of bond-price relevant policy, and/or in policy maneuverability or efficacy (Franzese Jr., 2002). Practical limitations set by the number of close elections that occur limit how many such variations one can effectively consider. We think party-system fragmentation, partisan polarization, exchange-rate regimes, and capital-mobility variations, which latter we proxy by time periods, are among the more important ones. In any case, our estimated LATEs average appropriately across any such unconsidered variations.
- ⁴ See note 2 for elaboration. Also see the Supporting Information for a test of this assumption, building on a measure of electoral risk from Kayser and Lindstädt (2015).
- ⁵ Our theoretical framework is more similar in nature to models found in the early rational partisan theory literature in which there are systematic differences in the expected real returns to financial assets driven by, among other things, higher anticipated inflation and currency depreciation, or a higher tax burden, under left-wing governments rather than greater policy uncertainty under left-wing governments and risk aversion, although our empirical RD design would pick up both mechanisms as long as the change in traders' expected returns or to their risk premia are a direct response to the election outcome.
- ⁶ The existence of a *sharp* discontinuity at the plurality threshold can be evaluated empirically; in Section 4, we show that such sharp discontinuity clearly manifests in some country-years but not in others. Specifically: in two-party or low-fragmentation systems, the plurality party always or almost always forms government, but in more-fragmented multiparty systems the share of largest parties entering government increases much less sharply, that is, not clearly discontinuously, at that plurality threshold.
- ⁷ For expositional clarity, the model isolates electoral uncertainty exclusively; as previously noted, the qualitative results depend only upon closer elections entailing greater uncertainty than lopsided ones.

- ⁸ We define “Left” parties as those labeled “Social Democracy” or “Communist/Socialist” in ParlGov. ParlGov’s ideology score is drawn from multiple studies estimating party ideology on a left–right scale, including Castles and Mair (1984), Huber and Inglehart (1995), and Benoit and Laver (2006). We assign PECs the seat-weighted mean ideology score of their parties.
- ⁹ Unlike Golder (2006), our PEC data are not exhaustive. Because our analysis requires vote shares only of the largest left party and largest other party, we take particular care to identify PECs that affect these two values. These include, most prominently, the Liberal/National coalition in Australia, the CDU/CSU alliance in Germany, and the Red-Green/Centre-Right pre-electoral alliances in Sweden. We can ignore most of the more-numerous smaller-party PECs formed to overcome electoral vote-share thresholds.
- ¹⁰ We combine these sources to maximize country-year coverage, using IMF data where (rarely) they disagree. (Only Iceland exhibits any appreciable discrepancies.) All results are robust to reasonable alternative choices in these regards.
- ¹¹ This procedure should be flexible enough to properly capture the theoretically expected form of the discontinuity seen in Figure 1.
- ¹² $ENPP = \frac{1}{\sum p_i^2}$, where p_i is the seat share of party i .
- ¹³ Henceforth, we use this threshold ($ENPP = 3.5$) as the cutoff between Low and High party fragmentation. Supporting Information Appendix A, demonstrates that the results are robust to varying this choice. Supporting Information Appendix A also lists the country-years above and below this cutoff.
- ¹⁴ In so doing, we sacrifice some of the non-parametric character of our design to gain further insight (and efficiency and precision) by using these *measures* of ideology.
- ¹⁵ A caveat, however: the sample sizes for those estimates are relatively small ($n = 69$).
- ¹⁶ This result is not due to changes in the sample over time; see the Supporting Information for a variant of this analysis restricted to countries with bond yield data from 1945 to 1975.

REFERENCES

- Alesina, A., Roubini, N., & Cohen, G. D. (1997). *Political cycles and the macroeconomy*. MIT Press.
- Baron, D. P., & Ferejohn, J. A. (1989). Bargaining in legislatures. *American Political Science Review*, 83(4), 1181–1206.
- Barta, Z., & Johnston, A. (2018). Rating politics? Partisan discrimination in credit ratings in developed economies. *Comparative Political Studies*, 51(5), 587–620.
- Bechtel, M. M. (2009). The political sources of systematic investment risk: Lessons from a consensus democracy. *Journal of Politics*, 71(2), 661–677.
- Beck, N., & Katz, J. N. (1995). What to do (and not to do) with time-series cross-section data. *American Political Science Review*, 89(3), 634–647.
- Benoit, K., & Laver, M. (2006). *Party policy in modern democracies*. Routledge.
- Benzie, R. (1992). The development of the international bond market. *BIS Economic Papers*, 32. <https://www.bis.org/publ/econ32.htm>
- Bernhard, W., & Leblang, D. (2006). *Democratic processes and financial markets: Pricing politics*. Cambridge University Press.
- Bernhard, W., Broz, J. L., & Clark, W. R. (2002). The political economy of monetary institutions. *International Organization*, 56(4), 693–723.
- Calonico, S., Cattaneo, M. D., Farrell, M. H., & Titiunik, R. (2018). Regression discontinuity designs using covariates. *Review of Economics and Statistics*, 101(3), 442–451.
- Calonico, S., Cattaneo, M. D., & Titiunik, R. (2014). Robust nonparametric confidence intervals for regression-discontinuity designs. *Econometrica*, 82(6), 2295–2326.
- Castles, F. G., & Mair, P. (1984). Left–right political scales: Some expert judgments. *European Journal of Political Research*, 12(1), 73–88.

- Clark, W. R. (2003). *Capitalism, not globalism: Capital mobility, central bank independence, and the political control of the economy*. University of Michigan Press.
- Döring, H., & Manow, P. (2018). ParlGov 2018 Release. [dataset]. <https://doi.org/10.7910/DVN/F0YGNC>
- Forbes, K. (2019). *Inflation dynamics: Dead, dormant, or determined abroad?* (NBER Working Paper 26496).
- Fowler, J. H. (2006). Elections and markets: The effect of partisanship, policy risk, and electoral margins on the economy. *Journal of Politics*, 68(1), 89–103.
- Franzese Jr., R. J. (2002). Electoral and partisan cycles in economic policies and outcomes. *Annual Review of Political Science*, 5(1), 369–421.
- Franzese, R. J. (2002). *Macroeconomic policies of developed democracies*. Cambridge University Press.
- Franzese, R. J. (2003). Multiple hands on the wheel: Empirically modeling partial delegation and shared policy control in the open and institutionalized economy. *Political Analysis*, 11(4), 445–474.
- Garrett, G. (1998). *Partisan politics in the global economy*. Cambridge University Press.
- Golder, S. (2006). *The logic of pre-electoral coalition formation*. Ohio State University Press.
- Hahn, J., Todd, P., & Van Der Klaauw, W. (2001). Identification and estimation of treatment effects with a regression-discontinuity design. *Econometrica*, 69(1), 201–209.
- Herron, M. C. (2000). Estimating the economic impact of political party competition in the 1992 British election. *American Journal of Political Science*, 44(2), 326–337.
- Huber, J. D., & Inglehart, R. (1995). Expert interpretations of party space and party locations in 42 societies. *Party Politics*, 1(1), 73–111.
- Imbens, G. W., & Lemieux, T. (2008). Regression discontinuity designs: A guide to practice. *Journal of Econometrics*, 142(2), 615–635.
- IMF. (2018). Interest rates, government securities, government bonds. *International Financial Statistics*.
- Kayser, M. A., & Lindstädt, R. (2015). A cross-national measure of electoral competitiveness. *Political Analysis*, 23(2), 242–253.
- Laver, M. J., & Shepsle, K. A. (1996). *Making and breaking governments: Cabinets and legislatures in parliamentary democracies*. Cambridge University Press.
- Lindblom, C. E. (1977). *Politics and markets: The world's political-economic systems*. Basic Books.
- Mosley, L. (2000). Room to move: International financial markets and national welfare states. *International Organization*, 54(4), 737–773.
- Mosley, L. (2003). *Global capital and national governments*. Cambridge University Press.
- OECD (2018). Long-term interest rates (indicator). <https://doi.org/10.1787/86b91cb3-en>
- Pástor, L., & Veronesi, P. (2013). Political uncertainty and risk premia. *Journal of Financial Economics*, 110(3), 520–545.
- Powell Jr., G. B. (2000). *Elections as instruments of democracy: Majoritarian and proportional visions*. Yale University Press.
- Rodrik, D. (2000). How far will international economic integration go? *Journal of Economic Perspectives*, 14(1), 177–186.
- Sattler, T. (2013). Do markets punish left governments? *Journal of Politics*, 75(2), 343–356.
- Snowberg, E., Wolfers, J., & Zitzewitz, E. (2007). Partisan impacts on the economy: Evidence from prediction markets and close elections. *Quarterly Journal of Economics*, 122(2), 807–829.

SUPPORTING INFORMATION

Additional supporting information may be found in the online version of the article at the publisher's website.

How to cite this article: Ornstein, J. T., Hays, J. C., & Franzese Jr., R. J. (2022). The interest premium for left government: Regression-discontinuity estimates. *Economics & Politics*, 34, 429–443. <https://doi.org/10.1111/ecpo.12204>