

Lecture 13: Chapter 6, Sections 1-2

Finding Probabilities: Beginning Rules

- Probability: Definition and Notation
- Basic Rules
- Independence; Sampling With Replacement
- General “Or” Rule

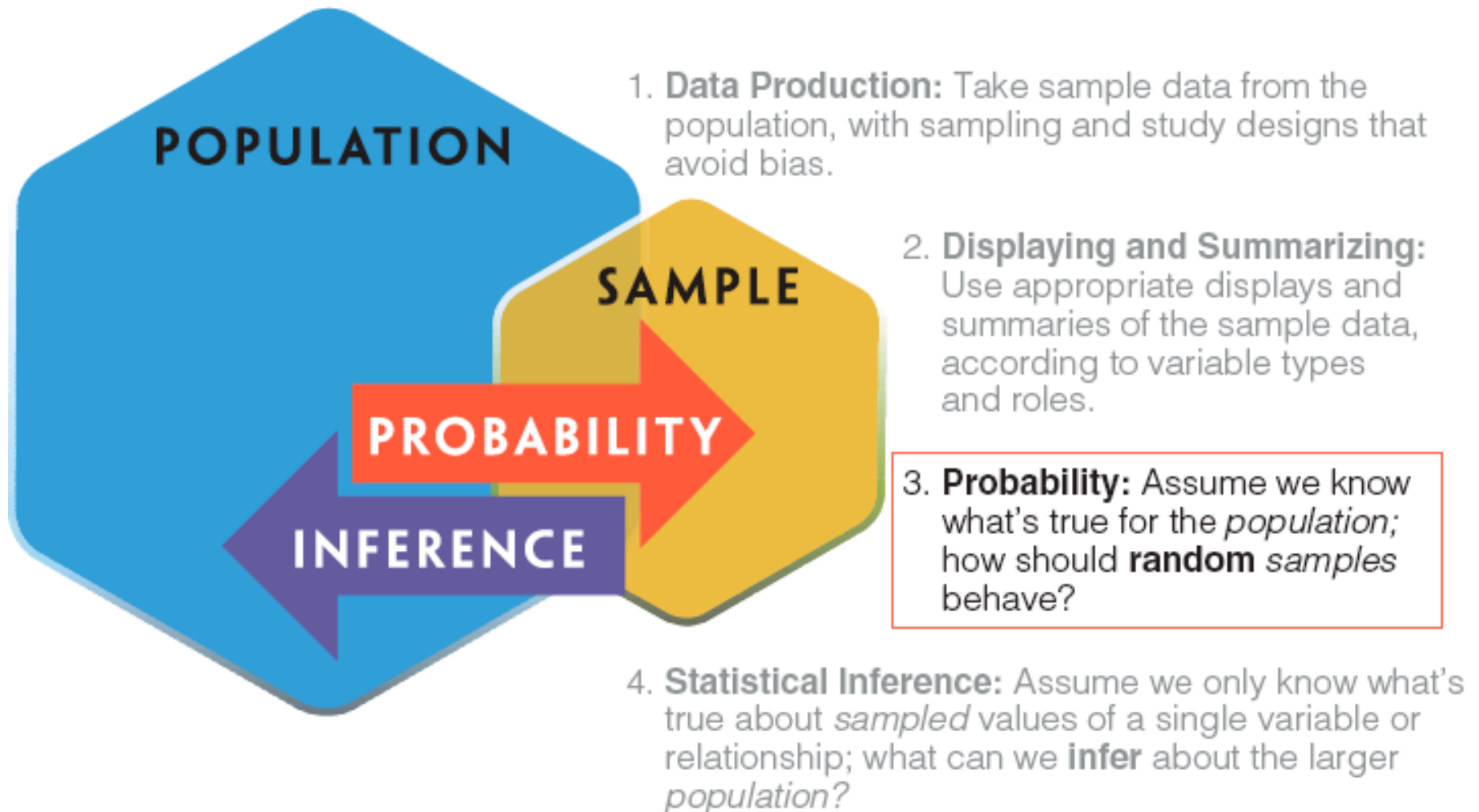


Looking Back: *Review*

□ 4 Stages of Statistics

- Data Production (discussed in Lectures 1-4)
- Displaying and Summarizing (Lectures 5-12)
- Probability
 - Finding Probabilities
 - Random Variables
 - Sampling Distributions
- Statistical Inference

Four Processes of Statistics





Definitions

□ **Statistics**

- **Science** of producing, summarizing, drawing conclusions from data
- **Summaries** about sample data

□ **Probability**

- **Science** dealing with random behavior
- **Chance** of happening



Example: *Ways to Determine a Probability*

- **Background:** Some probability statements:
 - Probability of randomly chosen card a heart is 0.25
 - Probability of randomly chosen student in a class getting A is 0.25, according to the professor.
 - Probability of candidate being elected, according to an editorial, is 0.25.
- **Question:** Are these probabilities all determined in the same way?
- **Response:**



Definition

- **Probability:** chance of an event occurring, determined as the
 - Proportion of **equally likely outcomes** comprising the event; or
 - Proportion of **outcomes observed in the long run** that comprised the event; or
 - Likelihood of occurring, assessed **subjectively**.



Example: *Three Ways to Determine a Probability*

- **Background:** Probabilities can be determined as a
 - Proportion of equally likely outcomes; or
 - Proportion of long-run outcomes observed; or
 - Subjective likelihood of occurring.
- **Question:** How was each of these determined?
 1. Probability of randomly chosen card a heart is 0.25.
 2. Probability of randomly chosen student in a class getting A is 0.25, according to the professor.
 3. Probability of candidate being elected, according to an editorial, is 0.25.
- **Response:**
 1. Card a heart?
 2. Student gets an A?
 3. Candidate elected?

Looking Ahead: Probabilities can be based on opinions, as long as we obey Rules.



Notation

Use capital letters to denote **events** in probability: H=event of getting a heart.

Use “P()” to denote **probability** of event:
P(H)= probability of getting a heart.

Use “not A” to denote the event that an event
A **does not occur**.



Basic Probability Rules

To stress how intuitive the basic rules are, we

- Begin with example for which we can **intuit** the solution.
- State **general rule** based on solution.
- **Apply** rule to solve a second example.

***Looking Ahead:** This process will be used to establish all the rules needed to understand behavior of **random variables** in general, **sampling distributions** in particular, so we have theory needed to perform **inference**.*



Example: *Intuiting Permissible Probabilities* *Rule*

- **Background:** A six-sided die is rolled once.
- **Questions:** What is the probability of getting a nine? What is the probability of getting a number less than nine?
- **Responses:** $P(N)=$ _____
 $P(L)=$ _____



Permissible Probabilities Rule

The probability of an impossible event is 0, the probability of a certain event is 1, and all probabilities must be between 0 and 1.



Example: *Applying Permissible Probabilities Rule*

- **Background:** Consider the values -1 , -0.1 , 0.1 , 10 .
- **Question:** Which of these are legitimate probabilities?
- **Response:**



Example: *Intuiting Sum-to-One Rule*

- **Background:** Students' year is classified as being 1st, 2nd, 3rd, 4th, or Other.
- **Question:** What do we get if we sum the probabilities of a randomly chosen student's year being 1st, 2nd, 3rd, 4th, and Other?
- **Response:**



Sum-to-One Rule

The sum of probabilities of all possible outcomes in a random process must be 1.




Example: *Applying Sum-to-One Rule*

- **Background:** A survey allows for three possible responses: yes, no, or unsure. We let $P(Y)$, $P(N)$, and $P(U)$ denote the probabilities of a randomly chosen respondent answering yes, no, and unsure, respectively.
- **Question:** What must be true about the probabilities $P(Y)$, $P(N)$, and $P(U)$?
- **Response:**

Example: *Intuiting “Not” Rule*

- **Background:** A statistics professor reports that the probability of a randomly chosen student getting an A is 0.25.
- **Question:** What is the probability of *not* getting an A?
- **Response:**

Looking Back: Alternatively, since *A* and *not A* are the only possibilities, according to the Sum-to-One Rule, we must have $0.25 + P(\text{not } A) = 1$, so $P(\text{not } A) = 1 - 0.25 = 0.75$.



“Not” Rule


For any event A , $P(\text{not } A) = 1 - P(A)$.

Or, we can write $P(A) = 1 - P(\text{not } A)$.



Example: *Applying “Not” Rule*

- **Background:** The probability of a randomly chosen American owning at least one TV set is 0.98.
- **Question:** What is the probability of not owning any TV set?
- **Response:** $P(\text{not TV})=$



Example: *Intuiting Non-Overlapping “Or” Rule*

- **Background:** A statistics professor reports that the probability of a randomly chosen student in her class getting an A is 0.25, and the probability of getting a B is 0.30.
- **Question:** What is the probability of getting an A or a B?
- **Response:**



Example: *When Probabilities Can't Simply be Added*

- **Background:** A statistics professor reports that the probability of a randomly chosen student in her class getting an A is $P(A)=0.25$, and the probability of being a female is $P(F)=0.60$.
- **Question:** What is the probability of getting an A or being a female?
- **Response:**


Definition; Non-Overlapping “Or” Rule

For some pairs of events, if one occurs, the other cannot, and vice versa. We can say they are **non-overlapping**, the same as **disjoint** or **mutually exclusive**.

For any two non-overlapping events A and B,
 $P(A \text{ or } B) = P(A) + P(B)$.

*Note 1: Events “female” and “getting an A” do overlap → Rule does **not** apply.*

Note 2: The word “or” entails addition.



Example: *Applying Non-Overlapping “Or” Rule*

- **Background:** Assuming adult male foot lengths have mean 11 and standard deviation 1.5, if we randomly sample 100 adult males, the probability of their sample mean being less than 10.7 is 0.025; probability of being greater than 11.3 is also 0.025.
- **Question:** What is the probability of sample mean foot length being less than 10.7 or greater than 11.3?
- **Response:**



Example: *Intuiting Independent “And” Rule*

- **Background:** A balanced coin is tossed twice.
- **Question:** What is the probability of both the first and the second toss resulting in tails?
- **Response:**

Looking Back: Alternatively, since there are 4 equally likely outcomes HH, HT, TH, TT, we know each has probability _____.



Example: *When Probabilities Can't Simply be Multiplied*

- **Background:** In a child's pocket are 2 quarters and 2 nickels. He randomly picks a coin, does *not* replace it, and picks another.
- **Question:** What is the probability of the first and the second coins both being quarters?
- **Response:**



Definitions

For some pairs of events, whether or not one occurs impacts the probability of the other occurring, and vice versa: the events are said to be **dependent**.

If two events are **independent**, whether or not one occurs has no effect on the probability of the other occurring.



Independent “And” Rule; Replacement?

For any two independent events A and B,

$$P(A \text{ and } B) = P(A) \times P(B).$$

Note: The word “and” entails multiplication.

- Sampling *with replacement* is associated with events being *independent*.
- Sampling *without replacement* is associated with events being *dependent*.

Example: Applying Independent “And” Rule

- **Background:** We’re interested in the probability of getting a female and then a male...
- **Questions:** What is the probability if we pick...
 1. 2 people **with** replacement from a **household** where 3 of 5 (that is, 0.6) are female?
 2. 2 people **without** replacement from **household** where 3 of 5 (that is, 0.6) are female?
 3. 2 people **without** replacement from a **large university** where 0.6 are female?
- **Responses:**
 1. 2 from 5 with replacement:
 2. 2 from 5 without replacement:
 3. 2 from 1,000’s without replacement:



Approximate Independence when Sampling Without Replacement

Rule of Thumb: When sampling without replacement, events are approximately independent if the population is at least 10 times the sample size.

***Looking Ahead:** Because almost all real-life sampling is **without** replacement, we need to check routinely if population is at least $10n$.*



Probability of Occurring At Least Once

To find the probability of occurring at least once, we can apply the “Not” Rule to the probability of not occurring at all.

Example: *Probability of Occurring At Least Once*

- **Background:** Probability of heads in coin toss is 0.5.
- **Question:** What is probability of at least one head in 10 tosses?
- **Response:**

Looking Back: Theoretically, we could have used the “Or” Rule, adding the probabilities of all the possible ways to get at least one heads. However, there are over 1,000 ways altogether!



More General Probability Rules

- Need “Or” Rule that applies even if events *overlap*.
- Need “And” Rule that applies even if events are *dependent*.
- Consult *two-way table* to consider combinations of events when more than one variable is involved.

Example: *Parts of Table Showing “Or” or “And”*

□ **Background:** Professor notes gender (female or male) and grade (A or not A) for students in class.

□ **Questions:** Shade parts of a two-way table showing...

1. Students who are female *and* get an A? 2. Students who are female *or* get an A?

	A	not A	Total
Female			
Male			
Total			

	A	not A	Total
Female			
Male			
Total			

□ **Responses:** 1. Shade _____
2. Shade _____



Example: *Intuiting General “Or” Rule*

- **Background:** Professor reports: probability of getting an A is 0.25; probability of being female is 0.60. Probability of both is 0.15.
- **Question:** What is the probability of being a female or getting an A?
- **Response:**

General “Or” Rule (General Addition Rule)

For *any* two events A and B,

$$P(A \text{ or } B) = P(A) + P(B) - \underbrace{P(A \text{ and } B)}.$$

= 0 if no overlap

A Closer Look: *In general, the word “or” in probability entails addition.*

Example: *Applying General “Or” Rule*

- **Background:** For 36 countries besides the U.S. who sent troops to Iraq, the probability of sending them early (by spring 2003) was **0.42**. The probability of keeping them there longer (still in fall 2004) was **0.78**. The probability of sending them early *and* keeping them longer was **0.33**.
- **Question:** What was the probability of sending troops early *or* keeping them longer?
- **Response:**

(The remaining 13% had troops there for less than a year and a half.)



Lecture Summary

(Finding Probabilities; Beginning Rules)

- Probability: definitions and notation
- Rules
 - Permissible probabilities
 - “Sum-to-One” Rule
 - “Not” Rule
 - “Or” Rule (for non-overlapping events)
 - “And” Rule (for independent events)
- Independence and sampling with replacement
- More Rules
 - General “Or” Rule (events may overlap)