

Recap from last class

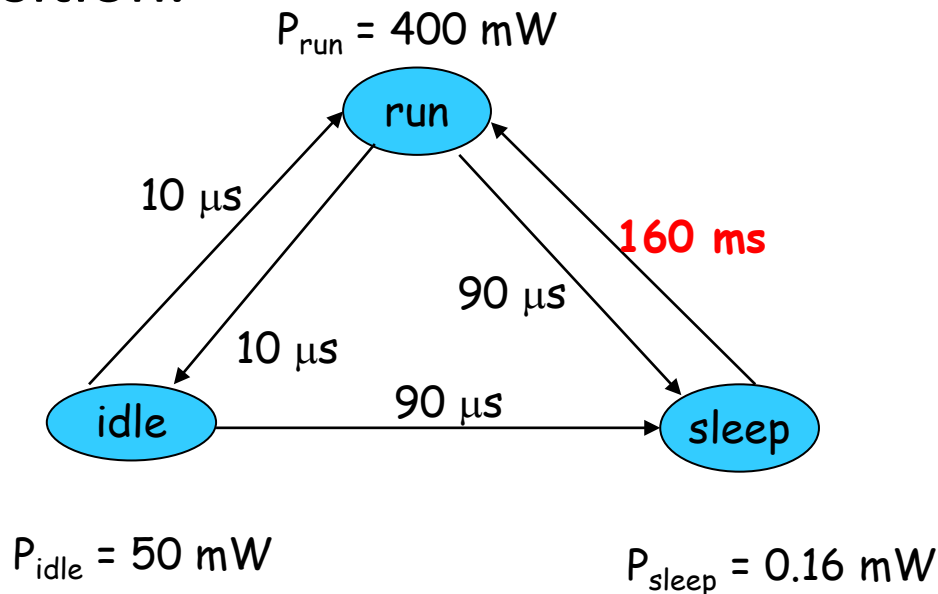
- Dynamic power management policies
 - Power state machine
 - Calculation of break-even time (T_{BE})
 - Depends on the power consumption during transition
 - $T_{BE} = T_{TR} + T_{TR}(P_{TR} - P_{On})/(P_{On} - P_{Off})$
 - Calculation of power saving
 - $E_S(T_{idle}) = (T_{idle} - T_{TR})(P_{On} - P_{OFF}) + T_{TR}(P_{On} - P_{TR})$
- Predictive techniques
 - Estimating the duration of idle periods
 - Safety: If an observed event happens, what's the probability of $T_{idle} > T_{BE}$?
 - Efficiency: If $T_{idle} > T_{BE}$, what's the probability of successfully predicting it in advance (e.g., o happens)?

ECE 1175
Embedded System Design
Power Management - III

Wei Gao

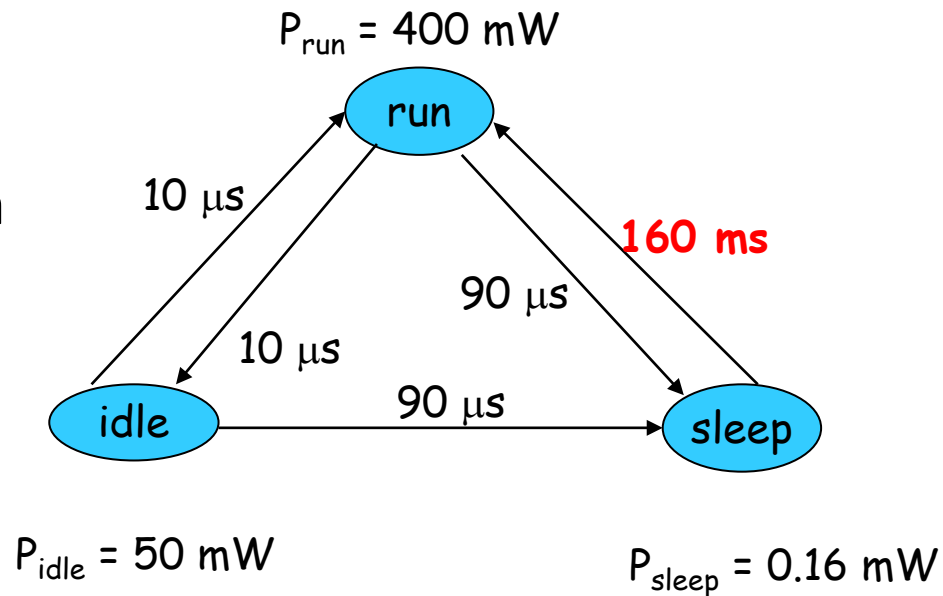
Break-Even Time When $P_{TR} > P_{On}$

- P_{TR} : Power consumption during transition
- P_{On} : Power consumption when active
- T_{BE} must include additional inactive time to compensate extra power consumption during transition.



Break-Even Time When $P_{TR} > P_{On}$

- $T_{BE} = T_{TR} + T_{TR}(P_{TR} - P_{On})/(P_{On} - P_{Off})$
 - $T_{TR}(P_{TR} - P_{On})$: extra energy consumed for transition
 - $/(P_{on} - P_{off})$: the idle time needed to compensate this energy consumption back
- It is easier to save power with a shorter T_{BE}
 - Shorter T_{TR}
 - IDLE in SA-1100
 - Higher difference between $P_{On} - P_{Off}$
 - SLEEP in SA-1100
 - Lower P_{TR}



Energy Saving Calculation

- Given an idle period $T_{\text{idle}} > T_{\text{BE}}$
 - $E_S(T_{\text{idle}}) = (T_{\text{idle}} - T_{\text{TR}})(P_{\text{On}} - P_{\text{OFF}}) + T_{\text{TR}}(P_{\text{On}} - P_{\text{TR}})$
 - $P_{\text{On}} > P_{\text{TR}}$: total = idle saving + transition saving
 - $P_{\text{On}} < P_{\text{TR}}$: total = idle saving - transition cost
- Achievable power saving depends on workload!
 - Distribution of idle periods

Metrics of Prediction Quality

- **Safety**: conditional probability $\text{Prob}(p | o)$
 - If an observed event happens, what's the probability of $T_{\text{idle}} > T_{\text{BE}}$?
 - Ideally, safety = 1.
- **Efficiency**: $\text{Prob}(o | p)$
 - If $T_{\text{idle}} > T_{\text{BE}}$, what's the probability of successfully predicting it in advance (e.g., o happens)?
- **Overprediction**
 - State transition too much
 - High performance penalty \rightarrow poor safety
- **Underprediction**
 - State transition not enough
 - Wastes energy \rightarrow poor efficiency

Selecting Best Timeout T_{TO}

- Interpretation as safety and efficiency metrics
- Safety: $\Pr(T_{idle} > T_{TO} + T_{BE} \mid T_{idle} > T_{TO})$
 - Increasing T_{TO} improves safety
- Efficiency: $\Pr(T_{idle} > T_{TO} \mid T_{idle} > T_{TO} + T_{BE})$
 - Reducing T_{TO} improves efficiency
- Karlin's result: $T_{TO} = T_{BE}$
 - Assuming that T_{idle} follows exponential distribution

Outline

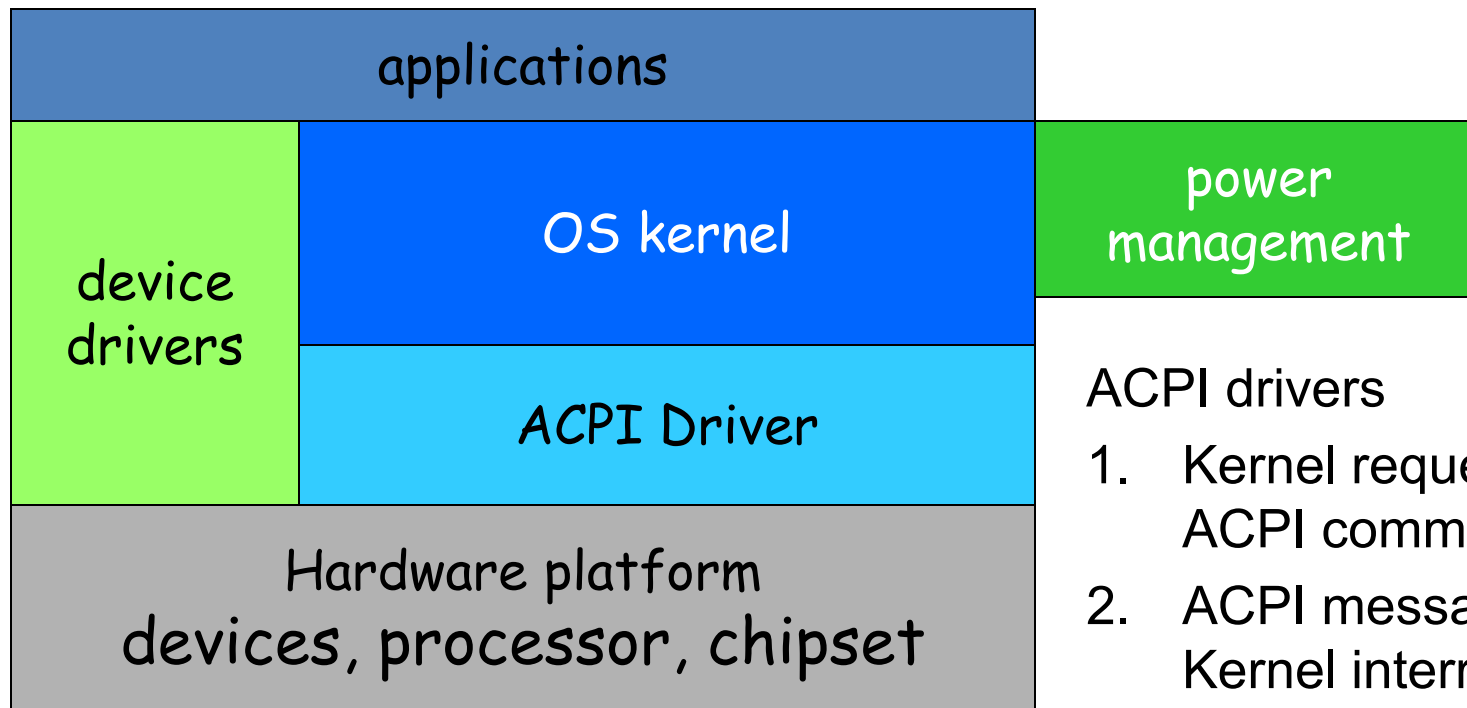
- Hardware support
- Power management policy
- **Power manager**
- Holistic approach

Power Manager

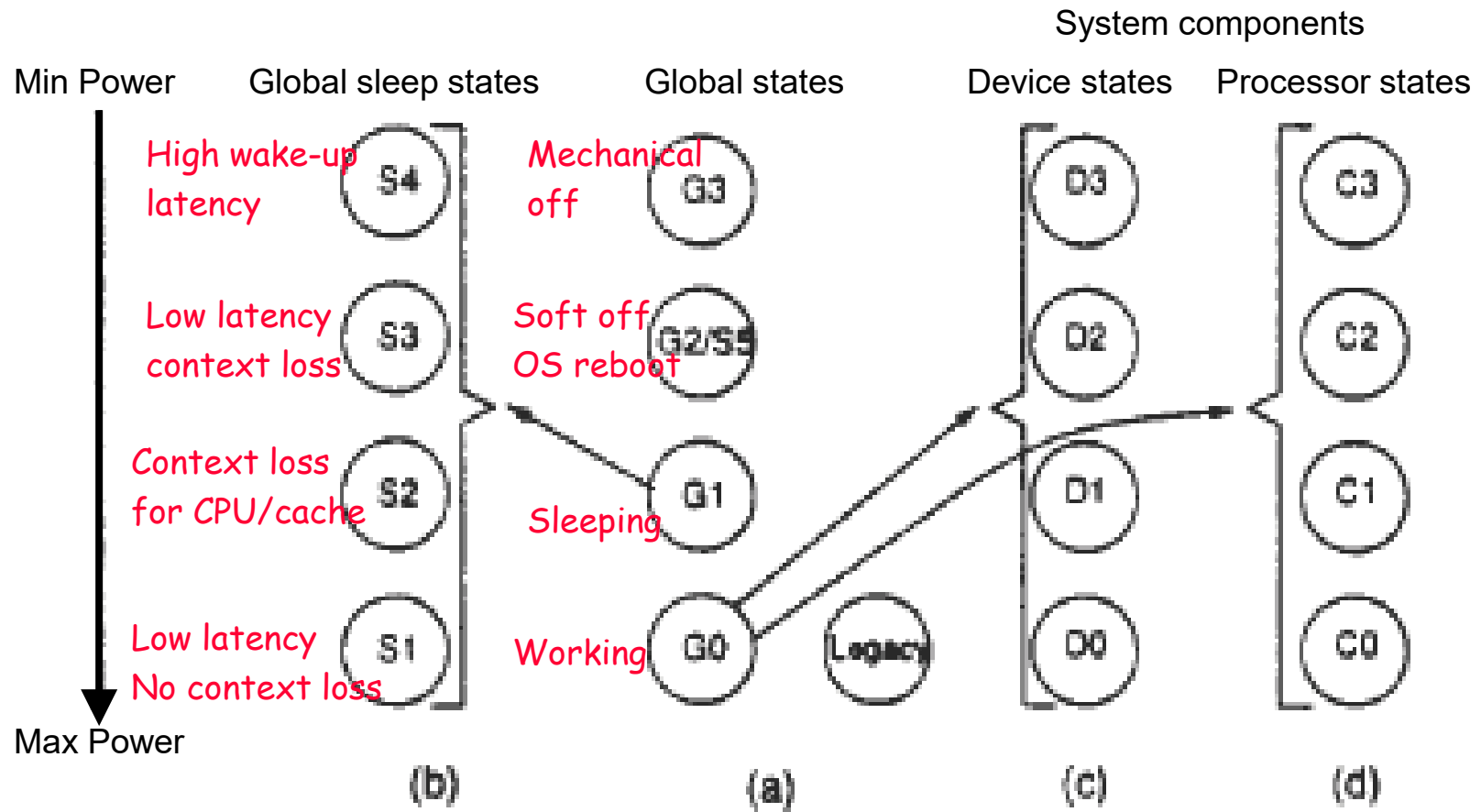
- Power manager is usually implemented in software (OS) for flexibility
- Hardware and software co-design
 - Software implements policy
 - Hardware implements power change mechanisms
- Need standard interfaces to deal with hardware diversity
 - Different vendors
 - Different devices: processor, sensor, controller ...

Advanced Configuration and Power Interface (ACPI)

- Open standard for power management services.
 - Proposed by Intel, Microsoft and Toshiba



ACPI System States



Used as **contracts** between hardware and OS vendors

ACPI Global Power States

- G3: mechanical off – no power consumption
- G2: soft off – restore requires full OS reboot
- G1: **sleeping state**
 - S1: low wake-up latency with no loss of context
 - S2: low latency with loss of CPU/cache state
 - S3: low latency with loss of all state except memory
 - S4: lowest-power state with all devices off
- G0: working state

Outline

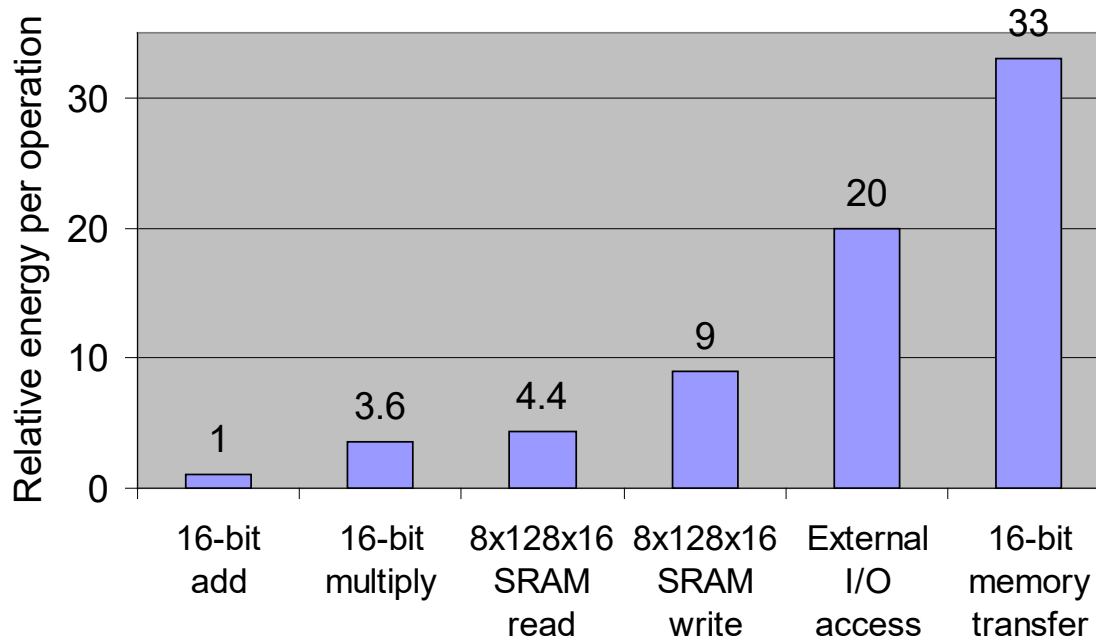
- Hardware support
- Power management policy
- Power manager
- Holistic approach

Holistic View of Power Consumption

- Instruction execution (CPU)
- Cache (instruction, data)
- Main memory
- Other: non-volatile memory, display, network interface, I/O devices

Sources of Energy Consumption

- Relative energy per operation (Catthoor et al):



- Memory transfer is the most expensive operation
 - Biggest energy optimization comes from properly organizing memory
- Energy consumption: **memory > caches > registers**

Memory Power Optimization

- Memory controllers put idle memory modules into low-power mode
- Minimize the number of active memory modules
 - Data placement
 - Allocate new memory pages only to active memory modules
 - Memory address mapping
 - Map consecutive memory address to a single controller
 - Memory compression
 - Compress data in multiple memory modules to one module

Cache Behavior

- Cache behavior is important
- Energy consumption has a sweet spot as cache size changes:
 - **cache too small**: program thrashes, burning energy on external memory accesses;
 - **cache too large**: cache itself burns too much power.

Optimization for Power


- Reduce memory footprint
 - Reduce code size
- Find correct cache size
 - Analyze cache behavior (size of working set)
- Minimize memory and cache access
 - Use registers efficiently → less cache access
 - Identify and eliminate cache conflicts → less memory access
- Better performance → More idle time → More power saving by power management

Saving the Power of I/O Devices

- I/O devices are becoming the majority of power consumption sources
- LCD display
- External storage
- Sensor readings
- Wireless connections

LCD Display

- LCD's power consumption is related to:
 - Brightness
 - Color temperature
 - Refreshing rate
- Color temperature



- Refreshing rate
 - 60Hz vs. 90Hz

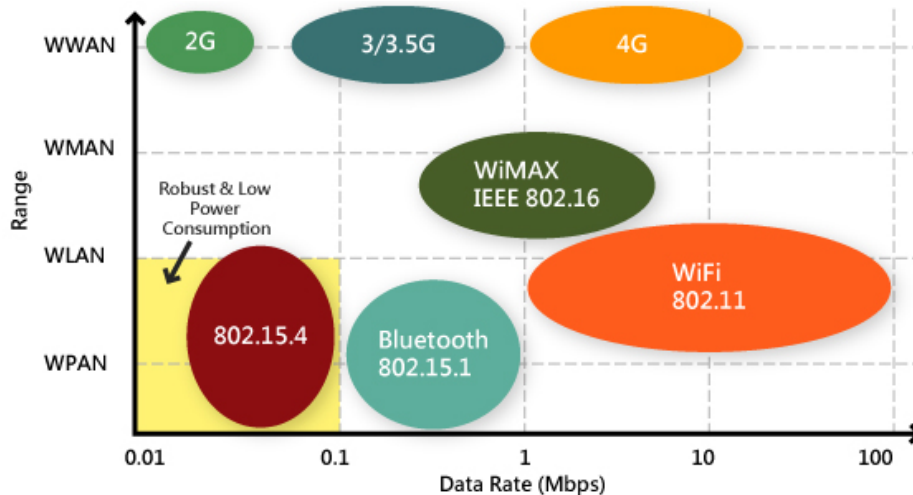


External Storage

- Mechanical > digital
- Writes >> Reads
- Startup costs matter
 - Try to do defragmentation as much as possible

Wireless Connections

- Proportional to range & data rates



- Long-tail phenomenon in cellular networks
- Startup cost matters

Summary

- Dynamic power management policy
 - Workload-independent metrics for energy saving calculation
 - Predictive techniques
 - Fixed timeout policy
 - Predictive shutdown and wakeup
- Power manager
 - Advanced Configuration and Power Interface (ACPI)
- Holistic approach
 - Memory system
 - Cache behavior
 - Optimizing operations on I/O devices